

EXHIBIT T-1

SHAKER HEIGHTS CITY SCHOOL DISTRICT

OFFICE OF THE TREASURER
15600 Parkland Drive
Shaker Heights, Ohio 44120
(216) 295-4317

Shelley A. McDermott
Interim Treasurer

FINANCIAL STATEMENTS JULY 2023

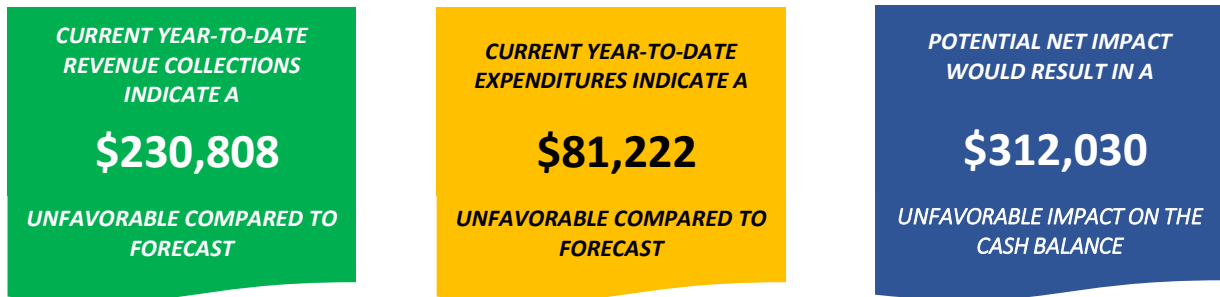
INDEX

<u>SECTION #</u>	<u>SECTION NAME</u>
1.	FINANCIAL ANALYSIS
2.	CONSOLIDATED INVESTMENT PORTFOLIO
3.	ESSER REPORT
4.	FINANCIAL REPORT BY BANK
5.	FINANCIAL REPORT BY FUND
6.	REVENUE ACCOUNT SUMMARY
7.	BUDGET ACCOUNT SUMMARY
8.	SUMMARY CHECK REGISTER – ALL CHECKS
9.	BOND ISSUE EXPENDITURE SUMMARY

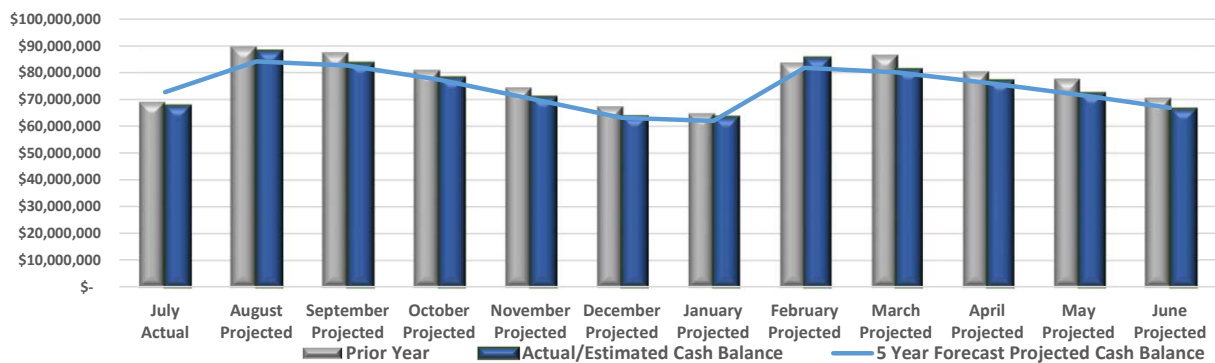
1. FINANCIAL ANALYSIS

FISCAL YEAR 2024 REVENUE AND EXPENDITURE ANALYSIS THROUGH JULY

1. ACTUAL COMPARED TO FORECAST VARIANCE AND NET FAVORABILITY ANALYSIS



2. VARIANCE AND CASH BALANCE COMPARISON



CURRENT MONTHLY CASH FLOW ESTIMATES A JUNE 30, 2024 CASH BALANCE OF

\$66,559,259


Current monthly cash flow estimates, including actual data through July indicate that the June 30, 2024 cash balance will be \$66,559,259, which is \$312,030 less than the five year forecast of \$66,871,289.

June 30 ESTIMATED CASH BALANCE IS

\$(312,030)

LESS THAN THE FORECAST/BUDGET AMOUNT

3. FISCAL YEAR 2024 REVENUE SHORTFALL/SURPLUS ANALYSIS (BASED UPON ACTUAL/ESTIMATED VARIANCE)



OPERATING DEFICIT OF

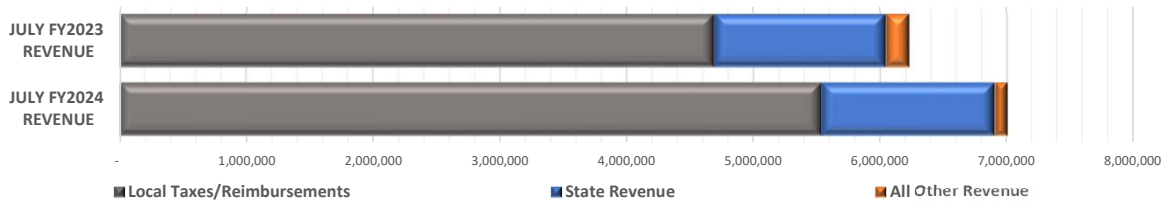
\$(4,097,796)

WILL DECREASE THE CASH BALANCE BY THE END OF THE FISCAL YEAR

Current cash flow monthly trend-estimates indicate this year's ending June 30 cash balance will DECREASE \$4,097,796 compared to last fiscal year ending June 30. This shortfall outcome is the result of the cash flow revenue estimate of \$103,931,810 totaling more than estimated cash flow expenditures of \$108,029,606.

FISCAL YEAR 2024 MONTHLY REVENUE ANALYSIS - JULY

1. JULY REVENUE COLLECTIONS COMPARED TO PRIOR YEAR



	Actual Revenue Collections For July	Prior Year Revenue Collections	Actual Compared to Last Year
Local Taxes/Reimbursements	5,540,000	4,692,000	▲ 848,000
State Revenue	1,368,151	1,355,741	▲ 12,410
All Other Revenue	97,302	182,172	▼ (84,869)
Total Revenue	7,005,453	6,229,913	▲ 775,540

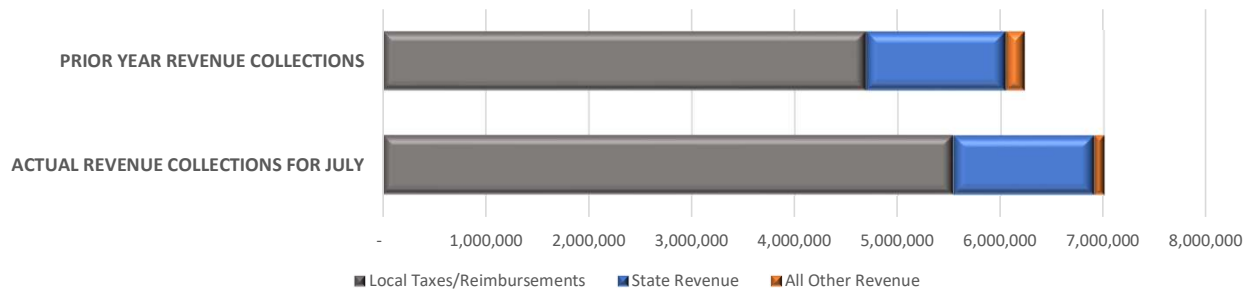
Actual revenue for the month was up

\$775,540

compared to last year.

Overall total revenue for July is up 12.4% (\$775,540). The largest change in this July's revenue collected compared to July of FY2023 is higher local taxes (\$761,453) and lower miscellaneous receipts (-\$62,830). A single month's results can be skewed compared to a prior year because of the timing of revenue received.

2. ACTUAL REVENUE RECEIVED THROUGH JULY COMPARED TO THE PRIOR YEAR



	Actual Revenue Collections For July	Prior Year Revenue Collections For July	Current Year Compared to Last Year
Local Taxes/Reimbursements	5,540,000	4,692,000	▲ 848,000
State Revenue	1,368,151	1,355,741	▲ 12,410
All Other Revenue	97,302	182,172	▼ (84,869)
Total Revenue	7,005,453	6,229,913	▲ 775,540

COMPARED TO THE SAME PERIOD, TOTAL REVENUES ARE

\$775,540

HIGHER THAN THE PREVIOUS YEAR

Fiscal year-to-date General Fund revenue collected totaled \$7,005,453 through July, which is \$775,540 or 12.4% higher than the amount collected last year. The largest difference in revenue when comparing current year-to-date revenue collected through July to the same period last year is local taxes revenue coming in \$761,453 higher compared to the previous year, followed by miscellaneous receipts coming in -\$62,830 lower.

FISCAL YEAR 2024 REVENUE ANALYSIS - JULY

3. POSSIBLE CASH FLOW VARIANCE FROM FORECAST DUE TO FYTD ACTUAL RESULTS

CURRENT YEAR-TO-DATE REVENUE
COLLECTIONS INDICATE A

\$230,808

UNFAVORABLE COMPARED TO
FORECAST

	Forecast Annual Revenue Estimates	Cash Flow Actual/Estimated Calculated Annual Amount	Current Year Forecast Compared to Actual/Estimated
Loc. Taxes/Reimbur.	81,044,570	81,058,354	13,784
State Revenue	17,864,700	17,670,170	(194,530)
All Other Revenue	5,253,348	5,203,286	(50,062)
Total Revenue	104,162,618	103,931,810	(230,808)

The top two categories (restricted aid state and unrestricted grants in aid), represents 84.3% of the variance between current revenue estimates and the amounts projected in the five year forecast.

The total variance of \$230,808 (current revenue estimates vs. amounts projected in the five year forecast) is equal to .22% forecast annual revenue

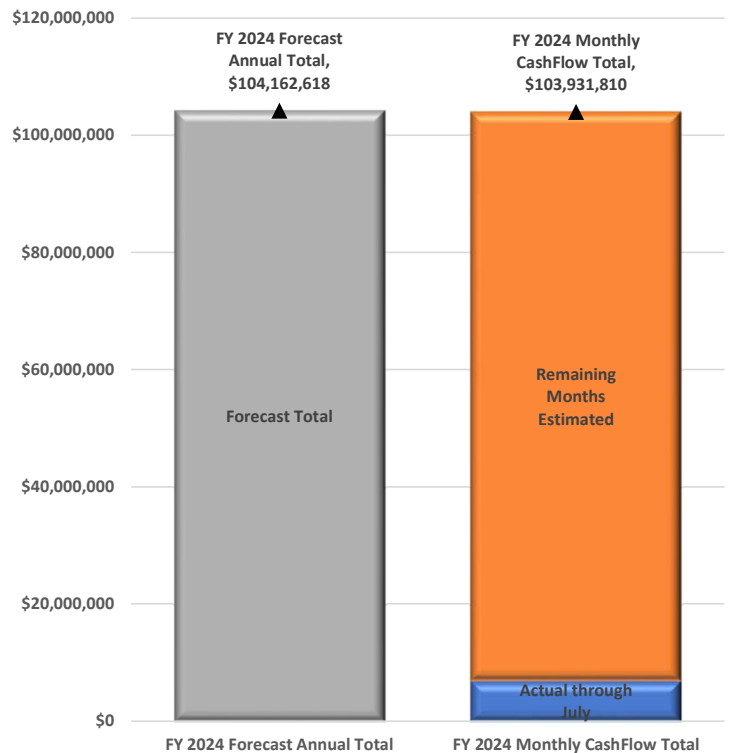
Top Forecast vs. Cash Flow Actual/Estimated Amounts

Variance Based on Actual/Estimated Annual Amount	Expected Over/(Under) Forecast
Restricted Aid State ▼	(313,591)
Unrestricted Grants In Aid ▲	119,061
Tuition and Patron Payments ▲	54,211
Miscellaneous Receipts ▼	(48,110)
All Other Revenue Categories ▼	(42,379)
Total Revenue ▼	(230,808)

4. REVENUE VARIANCE ANALYSIS OF POTENTIAL IMPACT

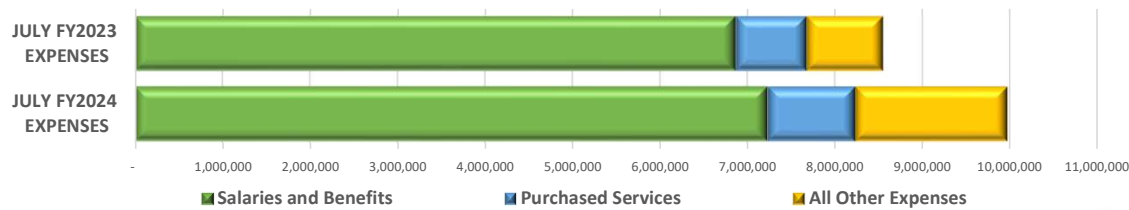
Results through July indicate an unfavorable variance of \$230,808 compared to the forecast total annual revenue. This means the forecast cash balance could be reduced.

The fiscal year is 8% complete. Monthly cash flow, comprised of 1 actual months plus 11 estimated months indicates revenue totaling \$103,931,810 which is -\$230,808 less than total revenue projected in the district's current forecast of \$104,162,618



FISCAL YEAR 2024 MONTHLY EXPENDITURE ANALYSIS - JULY

1. JULY EXPENDITURES COMPARED TO PRIOR YEAR



	Actual Expenses For July	Prior Year Expenditure Incurred	Actual Compared to Last Year
Salaries and Benefits	7,234,575	6,869,298	▲ 365,277
Purchased Services	1,000,452	809,491	▲ 190,960
All Other Expenses	1,741,008	874,606	▲ 866,402
Total Expenditures	9,976,035	8,553,395	▲ 1,422,640



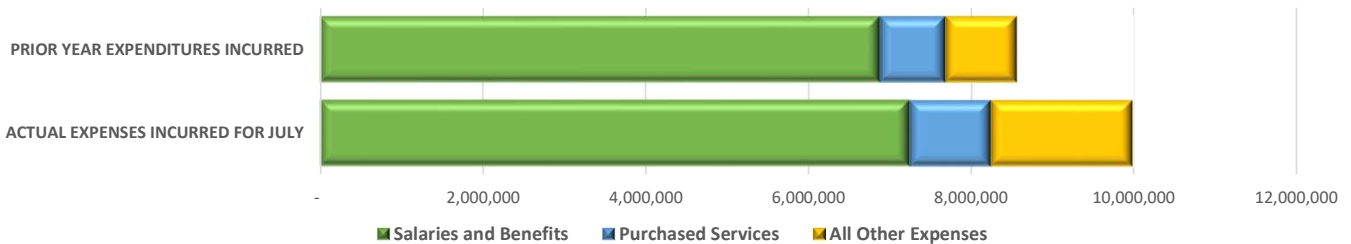
Actual expenses for the month was up

\$1,422,640

compared to last year.

Overall total expenses for July are up 16.6% (\$1,422,640). The largest change in this July's expenses compared to July of FY2023 is higher equipment (\$426,282), higher regular certified salaries (\$184,976) and higher school buses (\$163,724). A single month's results can be skewed compared to a prior year because of the timing when expenses are incurred.

2. ACTUAL EXPENSES INCURRED THROUGH JULY COMPARED TO THE PRIOR YEAR



	Actual Expenses For July	Prior Year Expenditures Incurred	Actual Compared to Last Year
Salaries and Benefits	7,234,575	6,869,298	▲ 365,277
Purchased Services	1,000,452	809,491	▲ 190,960
All Other Expenses	1,741,008	874,606	▲ 866,402
Total Expenditures	9,976,035	8,553,395	▲ 1,422,640

Compared to the same period, total expenditures are

\$1,422,640

higher than the previous year

Fiscal year-to-date General Fund expenses totaled \$9,976,035 through July, which is \$1,422,640 or 16.6% higher than the amount expended last year. The largest difference in expenditures when comparing current year-to-date expenditures through July to the same period last year is that equipment costs are \$426,282 higher compared to the previous year, followed by regular certified salaries coming in \$184,976 higher and school buses coming in \$163,724 higher.

FISCAL YEAR 2024 EXPENDITURE ANALYSIS - JULY

3. POSSIBLE CASH FLOW VARIANCE FROM FORECAST DUE TO FYTD ACTUAL RESULTS

**CURRENT YEAR-TO-DATE
EXPENDITURES INDICATE A**

\$81,222

**UNFAVORABLE COMPARED TO
FORECAST**

	Forecasted Annual Expenses	Cash Flow Actual/Estimated Calculated Annual Amount	Forecasted amount compared to Actual/Estimated
Salaries and Benefits	87,328,601	87,262,719	(65,882)
Purchased Services	12,745,603	12,809,416	▲ 63,813
All Other Expenses	7,874,180	7,957,470	▲ 83,290
Total Expenditures	107,948,384	108,029,606	▲ 81,222

Top Forecast vs. Cash Flow Actual/Estimated Amounts

Variance Based on Actual/Estimated Annual Amount	Expected Over/(Under) Forecast
Regular Certified Salaries ▼	(233,010)
Certified Compensated Absences ▲	106,423
Non - utility Property Services ▲	71,023
Vehicles ▲	69,000
All Other Expense Categories ▲	67,785
Total Expenses ▲	81,222

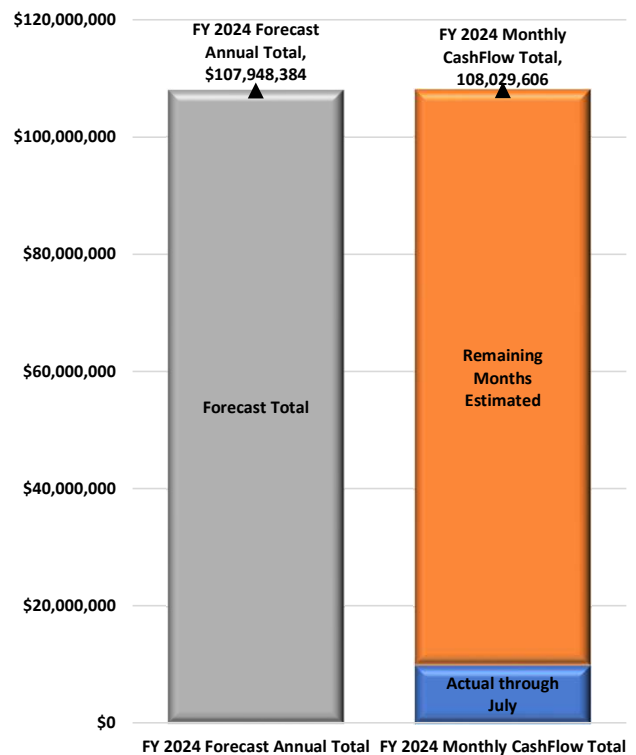
The top two categories (regular certified salaries and certified compensated absences), represents 155.9% of the variance between current expense estimates and the amounts projected in the five year forecast.

The total variance of \$81,222 (current expense estimates vs. amounts projected in the five year forecast) is equal to .1% of the total Forecasted annual expenses.

4. EXPENDITURE VARIANCE ANALYSIS OF POTENTIAL IMPACT

Results through July indicate that Fiscal Year 2024 actual/estimated expenditures could total \$108,029,606 which has a unfavorable expenditure variance of \$81,222. This means the forecast cash balance could be reduced.

The fiscal year is approximately 8% complete. Monthly cash flow, comprised of 1 actual months plus 11 estimated months indicates expenditures totaling \$108,029,606 which is \$81,222 more than total expenditures projected in the district's current forecast of \$107,948,384



2. CONSOLIDATED INVESTMENT PORTFOLIO



	Total Investments	Average Yield	Average Maturity
RedTree Investment Account - Operations:			
U.S. Government Agency Notes	\$ 37,685,252.15	1.65%	1.45 yrs
Commercial Paper	\$ 11,308,817.82	5.62%	0.43 yrs
Certificates of Deposit	\$ 18,987,610.60	4.12%	1.81 yrs
Variable Rate U.S. Agency Notes	\$ 530,000.00	1.09%	2.53 yrs
U.S Treasury Notes	\$ 8,692,094.34	2.5%	1.27 yrs
Municipal Bonds	\$ 4,590,899.95	1.36%	1.23 yrs
Money Market Fund	\$ 73,307.14	5.16%	1 day
Total Portfolio	\$ 81,867,982.00	2.87%	1.36 yrs
Cash			
Star Ohio - General	\$ 1,821,320.88	5.46%	1 day
Huntington Operating	\$ 2,256,986.73	0.05%	1 day
Total Portfolio	\$ 85,946,289.61	2.83%	1.3 yrs



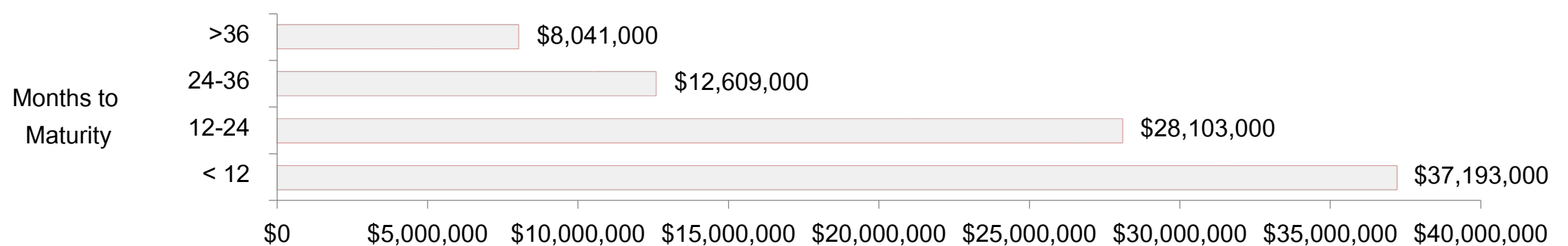
Market Update

- Rates have been relatively flat lately, as investors await more information regarding the path of interest rates.
- The economy is strong, yet many concerns remain. High interest rates, lack of housing, and student loan payments restarting are a few of the potential risk factors.

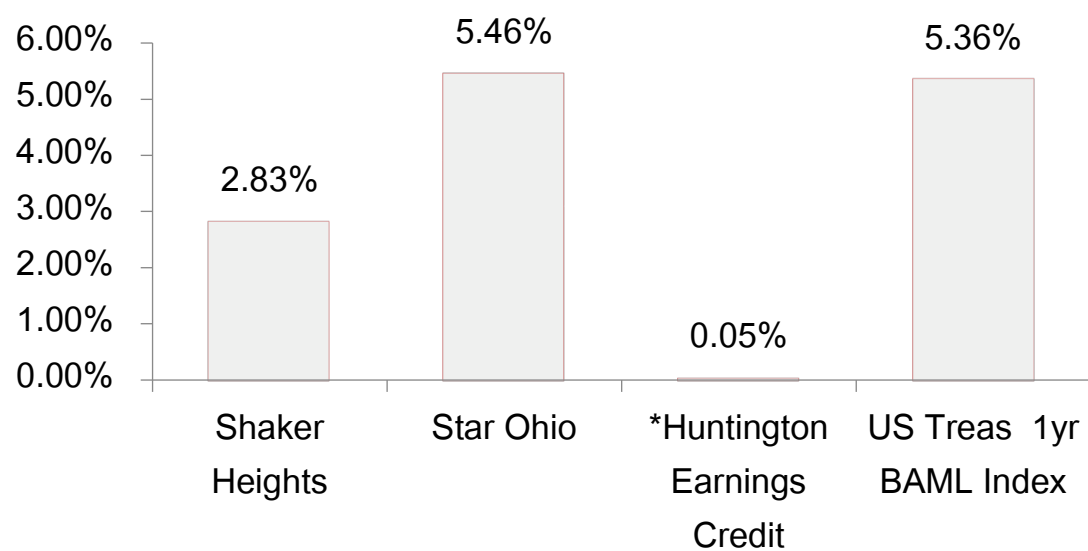
Operating Portfolio: Summary of Monthly Activity

- For the majority of July, we remained patient and prioritized liquidity over other options, knowing cash balances could be low.
- We were able to generate additional potential income through a repositioning exercise.
 - We sold a US Treasury security held at a yield of 0.42%, and reinvested at a yield of 5.92%
 - The new position is expected to earn over \$143,000, while the sold US Treasury realized a loss of \$116,000. The net benefit to the district was over \$30,000 as a result of these trades.

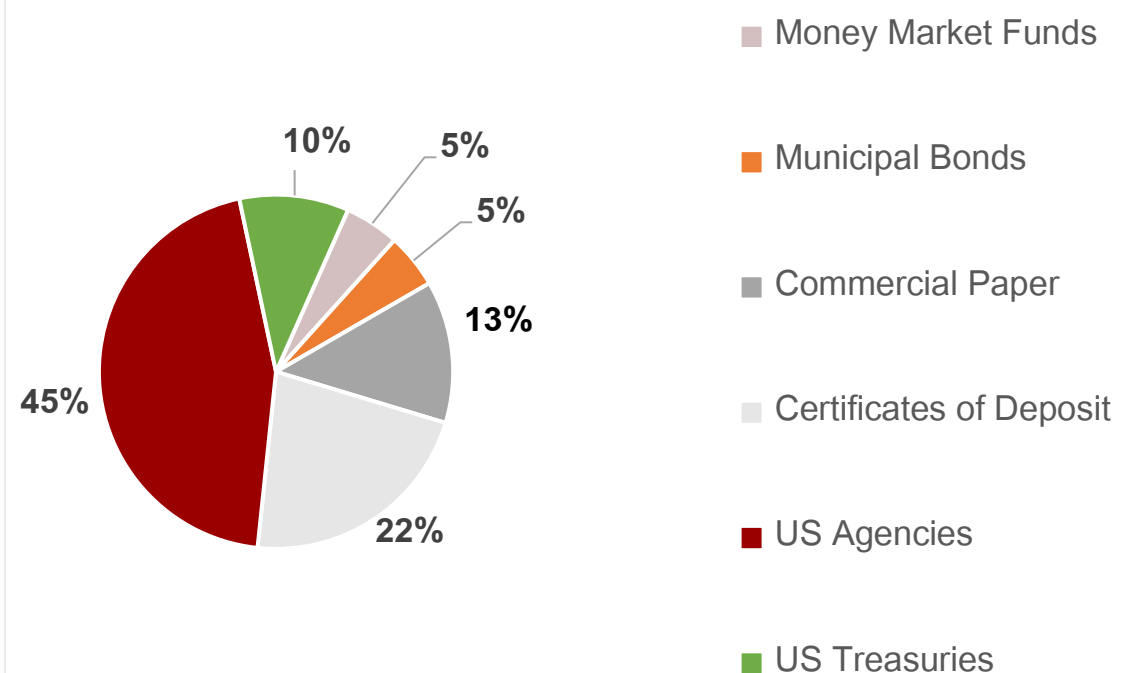
Maturity Distribution



Yield Comparison



Investment Allocation



**Earnings credit to offset bank charges; does not pay actual interest*

Redeemed Securities : Sales, Calls, and Maturities

Security	Maturity Date	CUSIP	Date	Original Cost Basis	Income Received
Bankwell Bank, CT (Maturity)	7/3/2023	06654BCF6	7/3/2023	\$246,938.25	\$619.19
TD USA (Maturity)	7/3/2023	89119BU38	7/3/2023	\$482,975.00	\$17,025.00
TD USA (Maturity)	7/6/2023	89119BU61	7/6/2023	\$493,566.81	\$6,433.19
TD USA (Maturity)	7/7/2023	89119BU79	7/7/2023	\$356,978.16	\$13,021.84
Citigroup (Maturity)	7/10/2023	17327BUA1	7/10/2023	\$1,033,477.09	\$16,522.91
Royal Bank of Canada (RBC) (Maturity)	7/10/2023	78013WUA6	7/10/2023	\$984,416.67	\$15,583.33
Northwood LSD, OH GO (Maturity)	7/15/2023	668571FC1	7/15/2023	\$165,061.50	\$4,938.50
US Treasury Note (Sale)	4/15/2024	91282CBV2	7/17/2023	\$3,375,432.81	\$3,220.70
TD USA (Sale)	7/28/2023	89119BUU8	7/26/2023	\$1,965,380.56	\$34,047.22
Toyota Motor Credit (Sale)	7/31/2023	89233HUX0	7/26/2023	\$492,646.94	\$6,985.00
Total Redeemed Securities				\$9,596,873.79	\$118,396.88

Purchased Securities

Security	Maturity Date	CUSIP	Date	Cost Basis	Projected Annual Income
Bankwell Bank, CT	7/14/2025	06654BFH9	7/14/2023	\$242,757.00	\$12,271.50
Canadian Imp Holdings	4/11/2024	13608ADB9	7/17/2023	\$3,236,797.85	\$143,202.15
Bath Savings Institution, ME	1/19/2027	071170AB0	7/18/2023	\$248,564.25	\$11,703.00
Commercial Bank, TN	7/18/2025	20143PEU0	7/18/2023	\$247,752.00	\$12,524.00
Cross River Bank, NJ	7/18/2025	227563DS9	7/19/2023	\$247,752.00	\$12,524.00
Northern Bank & Trust, MA	7/21/2025	66476QDZ8	7/19/2023	\$242,757.00	\$12,150.00
Park State Bank, MN	7/19/2028	70086VAU5	7/19/2023	\$248,377.50	\$11,080.50
Bank of Missouri, MO	7/21/2027	06424QDR5	7/21/2023	\$248,564.25	\$11,827.50
Canton Co-Op Bank, MA	7/21/2025	138138AB8	7/21/2023	\$247,752.00	\$12,400.00
Citizens Bank of Philly, MS	7/21/2027	174178AE3	7/21/2023	\$248,502.00	\$11,454.00
Lincoln Savings Bank, IA	1/21/2026	534732BP6	7/21/2023	\$247,690.00	\$12,276.00
Fahey Banking Company, OH	1/25/2027	303117DC6	7/25/2023	\$248,564.25	\$11,703.00
Toyota Motor Credit	4/16/2024	89233GDG8	7/25/2023	\$527,039.03	\$22,960.97
Claremont Savings Bank, NH	7/28/2025	180227AN0	7/26/2023	\$247,752.00	\$12,524.00
Federal Home Ln Mtg	7/26/2028	3134GYWC2	7/26/2023	\$500,000.00	\$30,000.00
MUFG Bank	4/19/2024	62479LDK8	7/26/2023	\$957,715.56	\$42,284.44
Natixis NY	4/19/2024	63873JDK3	7/26/2023	\$957,492.22	\$42,507.78
Total Security Purchases				\$9,145,828.91	\$425,392.84

Interest Earnings Received

Asset Class	Total Income Received
Cash (Star Ohio/Huntington)	\$14,688.27
Money Market Funds	\$4,962.40
Certificates of Deposit	\$37,799.93
Commercial Paper	\$109,618.49
U.S. Treasury Notes	\$3,220.70
Municipal Bonds	\$3,250.00
U.S. Agency Notes	\$13,625.00
Total Interest Earnings for the period	\$187,164.79

Realized Gains and Losses

Security	CUSIP	Realized Gain/Loss
Bankwell Bank, CT (Maturity)	06654BCF6	\$61.75
Northwood LSD, OH GO (Maturity)	668571FC1	\$4,938.50
US Treasury Note (Sale)	91282CBV2	-\$116,373.43
Total Realized Gains and Losses for the period		-\$111,373.18



RedTree Investment Group
Portfolio Holdings Report
Shaker Heights City Schools
US Bank Custodian Acct Ending x71036
July 31, 2023



Quantity	CUSIP	Security	Coupon	Maturity Date	Call Date	Trade Date	Cost Basis	Market Value	Yield at Cost	Wtd Maturity
U.S. GOVERNMENT AGENCY NOTES										
500,000	3130ANDP2	Federal Home Ln Bank	0.25	08-18-23		08-18-21	500,000.00	498,810.85	0.25	0.05
800,000	3133EMHL9	Federal Farm Credit Bank	0.31	11-30-23	08-15-23	08-23-21	800,000.00	786,294.68	0.31	0.33
1,000,000	3137EAF2	Federal Home Ln Mtg	0.25	12-04-23		04-13-21	998,770.00	982,717.19	0.30	0.34
1,255,000	3130A0F70	Federal Home Ln Bank	3.37	12-08-23		08-18-22	1,253,280.65	1,246,052.04	3.48	0.35
1,000,000	3130AMT36	Federal Home Ln Bank	0.25	12-29-23	09-29-23	06-29-21	1,000,000.00	978,148.21	0.25	0.40
1,500,000	3130A0XE5	Federal Home Ln Bank	3.25	03-08-24		08-16-22	1,497,675.00	1,481,078.43	3.35	0.58
400,000	3130ALSG0	Federal Home Ln Bank	0.25	03-08-24		05-21-21	399,444.00	387,770.16	0.30	0.59
1,800,000	3130ALJ70	Federal Home Ln Bank	0.40	03-12-24	08-12-23	03-11-21	1,800,000.00	1,742,390.35	0.40	0.60
530,000	3130AN5N6	Federal Home Ln Bank	0.50	04-29-24	10-29-23	07-29-21	530,000.00	509,860.65	0.50	0.73
1,000,000	3133EMGF3	Federal Farm Credit Bank	0.35	05-16-24	08-15-23	11-19-20	998,250.00	958,578.64	0.40	0.77
500,000	3130ASYT0	Federal Home Ln Bank	3.51	05-28-24	08-28-23	08-30-22	500,000.00	491,087.93	3.51	0.79
750,000	3130ATVC8	Federal Home Ln Bank	4.87	06-14-24		02-17-23	748,425.00	746,908.90	5.03	0.84
2,000,000	3130ANMM9	Federal Home Ln Bank	0.54	08-26-24	08-26-23	08-26-21	2,000,154.00	1,894,337.36	0.54	1.04
1,000,000	3130AMFP2	Federal Home Ln Bank	0.50	08-27-24	08-27-23	05-26-21	1,000,000.00	946,645.68	0.50	1.04
500,000	3134GXQ49	Federal Home Ln Mtg	3.75	08-28-24	08-28-23	08-30-22	500,000.00	489,881.28	3.75	1.02
1,000,000	3130AMQY1	Federal Home Ln Bank	0.50	09-23-24	09-23-23	06-23-21	1,000,000.00	943,354.15	0.50	1.11
525,000	3130ANX88	Federal Home Ln Bank	0.50	09-27-24	09-27-23	09-27-21	524,842.50	495,037.43	0.51	1.12
1,500,000	3130ALTH7	Federal Home Ln Bank	0.51	09-30-24	09-30-23	03-26-21	1,500,000.00	1,414,095.55	0.51	1.13
345,000	3130APH65	Federal Home Ln Bank	0.61	10-25-24	10-25-23	10-25-21	345,000.00	324,478.38	0.61	1.20
750,000	3130APQ81	Federal Home Ln Bank	1.00	11-08-24	09-08-23	11-08-21	750,000.00	709,712.88	1.00	1.23
1,000,000	3135G06E8	Federal Natl Mtg Assoc	0.42	11-18-24	08-18-23	11-18-20	998,250.00	935,653.76	0.46	1.26
700,000	3130ATUR6	Federal Home Ln Bank	4.62	12-13-24		05-31-23	697,473.00	693,824.48	4.86	1.30
1,000,000	3130AN5H9	Federal Home Ln Bank	0.70	01-22-25	10-22-23	07-22-21	1,000,000.00	932,178.90	0.70	1.43
500,000	3130AUYC2	Federal Home Ln Bank	4.70	02-14-25		02-17-23	499,250.00	496,109.25	4.78	1.43
1,500,000	3130ANP61	Federal Home Ln Bank	0.68	02-26-25	08-26-23	08-26-21	1,500,000.00	1,392,640.27	0.68	1.52
650,000	3133EMXS6	Federal Farm Credit Bank	0.72	04-28-25	08-15-23	08-26-21	650,000.00	600,664.93	0.72	1.69
850,000	3130ANAY6	Federal Home Ln Bank	0.70	04-29-25	10-29-23	07-29-21	849,872.50	785,134.10	0.70	1.69
1,200,000	3133ELC28	Federal Farm Credit Bank	0.73	05-27-25	08-15-23	08-31-21	1,200,000.00	1,106,266.48	0.73	1.77
660,000	3134GYSQ6	Federal Home Ln Mtg	5.52	05-28-25	08-28-23	05-30-23	659,340.00	655,303.86	5.57	1.70
400,000	3130ANTF7	Federal Home Ln Bank	0.70	06-16-25	09-16-23	09-16-21	400,000.00	367,568.90	0.70	1.82
500,000	3134GXE34	Federal Home Ln Mtg	4.05	07-25-25	08-25-23	07-25-22	500,000.00	488,716.08	4.05	1.88
600,000	3130ASVZ9	Federal Home Ln Bank	4.00	08-22-25	08-22-23	08-30-22	600,000.00	585,665.57	4.00	1.91
600,000	3134GXS21	Federal Home Ln Mtg	3.80	08-25-25	08-25-23	08-25-22	600,000.00	583,771.31	3.80	1.93
1,400,000	3134GWZV1	Federal Home Ln Mtg	0.65	10-22-25	10-22-23	10-23-20	1,400,000.00	1,271,663.86	0.65	2.16
1,400,000	3130ALCV4	Federal Home Ln Bank	0.75	02-24-26	08-24-23	02-23-21	1,400,000.00	1,259,913.94	0.75	2.48
1,400,000	3130AKZ25	Federal Home Ln Bank	0.65	02-26-26	08-26-23	02-24-21	1,400,000.00	1,258,686.93	0.65	2.49
500,000	3130AMSS2	Federal Home Ln Bank	1.05	06-30-26	09-30-23	06-30-21	500,000.00	449,343.80	1.05	2.81
1,000,000	3133ENF96	Federal Farm Credit Bank	3.96	08-17-26	08-17-23	08-17-22	1,000,000.00	968,318.97	3.96	2.77
500,000	3133ENH45	Federal Farm Credit Bank	3.12	08-24-26		08-24-22	497,013.00	479,737.59	3.29	2.84
500,000	3130ANNP1	Federal Home Ln Bank	1.10	08-24-26	08-24-23	08-30-21	500,000.00	448,553.77	1.10	2.94
500,000	3130ANQD5	Federal Home Ln Bank	1.37	08-26-26		08-26-21	504,985.00	452,111.69	1.17	2.93
435,000	3130ANXU9	Federal Home Ln Bank	1.00	09-30-26	09-30-23	09-30-21	435,000.00	388,069.07	1.00	3.04
500,000	3130AT3P0	Federal Home Ln Bank	5.00	09-14-27	08-14-23	09-28-22	500,000.00	489,669.82	5.00	3.60
250,000	3133ENL99	Federal Farm Credit Bank	3.37	09-15-27		09-15-22	248,227.50	239,446.42	3.53	3.74
500,000	3134GYWC2	Federal Home Ln Mtg	6.00	07-26-28	01-26-24	07-26-23	500,000.00	500,296.93	6.00	4.25
	Accrued Interest							173,384.62		
							37,685,252.15	36,029,936.10	1.65	1.45

VARIABLE RATE U.S. AGENCY NOTES

530,000	3130ALKB9	Federal Home Ln Bank	0.75	03-17-26	09-17-23	03-17-21	530,000.00	484,551.85	1.09	2.53
	Accrued Interest							1,479.58		
							530,000.00	486,031.44	1.09	2.53

MUNICIPAL BONDS

300,000	531677PC0	Licking Heights LSD, OH GO	0.71	12-01-23		08-01-20	300,000.00	295,284.00	0.71	0.33
525,000	560058X61	Mahoning County, OH GO	2.00	12-01-23		09-14-20	545,795.25	521,073.00	0.75	0.33
100,000	715093HY9	Perrysburg EVSD, OH GO		12-01-23		03-16-22	97,154.00	98,152.00	1.72	0.33
430,000	960470NV0	Westlake CSD, OH GO	0.35	12-01-23		10-19-21	430,000.00	422,806.10	0.35	0.33

Disclosures:

RedTree's internal accounting system is used as the source of the market value of this account. Although obtained from a source believed to be reliable, we cannot guarantee its accuracy. You should review all account statements provided by the custodian and compare with the statements provided by RedTree.



RedTree Investment Group
Portfolio Holdings Report
Shaker Heights City Schools
US Bank Custodian Acct Ending x71036
July 31, 2023



Quantity	CUSIP	Security	Coupon	Maturity Date	Call Date	Trade Date	Cost Basis	Market Value	Yield at Cost	Wtd Maturity
150,000	117529FE2	Bryan CSD, OH GO	2.00	01-01-24		10-05-20	157,071.00	148,756.50	0.53	0.41
475,000	199492R50	City of Columbus, OH GO	0.37	04-01-24		02-17-21	475,000.00	460,783.25	0.37	0.65
200,000	668571FD9	Northwood LSD, OH GO		07-15-24		09-01-20	190,886.00	189,316.00	1.24	0.91
210,000	530336DU7	Liberty Center LSD, OH GO		11-01-24		08-01-20	200,134.20	196,200.90	1.17	1.17
700,000	677581JB7	State of Ohio, OH REV	0.52	12-15-24		06-08-21	700,000.00	655,004.00	0.52	1.33
175,000	117529FF9	Bryan CSD, OH GO	2.00	01-01-25		10-05-20	184,859.50	170,695.00	0.65	1.38
1,310,000	199492Y94	City of Columbus, OH GO	3.12	04-01-26		05-17-22	1,310,000.00	1,251,600.20	3.12	2.49
	Accrued Interest							17,564.24		
							4,590,899.95	4,427,235.19	1.36	1.23

U.S. TREASURY NOTES

945,000	91282CCU3	US Treasury Note	0.12	08-31-23		09-24-21	942,563.67	940,949.82	0.26	0.08
400,000	9128285U0	US Treasury Note	2.62	12-31-23		06-30-22	397,343.75	395,609.38	3.08	0.41
1,500,000	912828W48	US Treasury Note	2.12	02-29-24		08-05-22	1,476,562.50	1,472,050.78	3.15	0.56
1,000,000	91282CBR1	US Treasury Note	0.25	03-15-24		08-09-21	997,929.69	968,984.38	0.33	0.61
400,000	91282CEG2	US Treasury Note	2.25	03-31-24		06-28-22	394,765.62	391,875.00	3.02	0.64
500,000	91282CEK3	US Treasury Note	2.50	04-30-24		07-25-22	493,378.91	489,472.65	3.28	0.72
350,000	91282CEX5	US Treasury Note	3.00	06-30-24		06-30-22	349,507.81	342,535.16	3.07	0.88
1,050,000	91282CFG1	US Treasury Note	3.25	08-31-24		08-31-22	1,047,949.22	1,026,580.08	3.35	1.03
530,000	9128283D0	US Treasury Note	2.25	10-31-24		04-12-22	524,161.72	510,642.58	2.70	1.20
705,000	9128284Z0	US Treasury Note	2.75	08-31-25		08-31-22	692,579.88	675,588.28	3.37	1.97
500,000	91282CCZ2	US Treasury Note	0.87	09-30-26		09-30-21	496,328.13	447,929.69	1.03	3.05
1,000,000	91282CBZ3	US Treasury Note	1.25	04-30-28		06-08-23	879,023.44	872,890.62	4.00	4.50
	Accrued Interest							52,823.99		
							8,692,094.34	8,587,932.41	2.50	1.27

CERTIFICATES OF DEPOSIT

249,000	47804GGU1	John Marshall Bank, VA	0.25	08-03-23		09-03-21	248,937.75	248,899.55	0.26	0.01
249,000	29367SJS4	Enterprise Bank & Trust, MO	1.80	11-08-23		10-23-19	249,000.00	246,742.53	1.81	0.26
249,000	15118RTE7	Celtic Bank, UT	1.80	12-27-23		12-13-19	248,937.75	245,573.15	1.81	0.40
249,000	59013KES1	Merrick Bank, UT	1.85	12-29-23		01-02-20	248,564.25	245,553.11	1.90	0.40
246,000	38148P5B9	Goldman Sachs Bank USA, NY	3.10	02-13-24		02-14-19	245,926.20	243,203.34	3.11	0.51
246,000	856285PG0	State Bank of India, NY	3.15	02-28-24		03-01-19	245,508.00	243,020.37	3.20	0.55
249,000	05465DAJ7	Axos Bank, CA	1.60	03-26-24		03-18-20	249,000.00	243,003.87	1.61	0.63
249,000	90348JJQ4	UBS Bank USA, UT	2.90	04-03-24		03-18-19	248,352.60	244,948.41	2.97	0.65
246,000	14042TAP2	Capital One Bank USA, Glen Allen, VA	2.65	05-22-24		05-21-19	244,856.10	240,603.56	2.75	0.78
246,000	254673J72	Discover Bank, DE	3.10	06-28-24		06-28-22	245,754.00	240,857.10	3.15	0.88
246,000	14042RSH5	Capital One, NA, Mclean, VA	3.30	07-01-24		06-29-22	245,754.00	241,242.97	3.35	0.89
245,000	795451BP7	Sallie Mae Bank, UT	3.30	07-08-24		07-07-22	244,755.00	240,136.55	3.34	0.91
245,000	07371DCC9	Beal Bank, NV	3.05	07-10-24		07-11-22	244,816.25	239,513.81	3.09	0.91
249,000	92834CCX8	VisionBank of Iowa, IA	4.75	07-22-24		04-20-23	249,000.00	247,247.98	4.80	0.93
249,000	89235MLF6	Toyota Financial Savings Bank, NV	0.55	08-05-24		08-05-21	248,626.50	237,007.94	0.60	0.98
249,000	87165ET80	Synchrony Bank, UT	0.55	09-03-24		09-03-21	248,626.50	236,101.96	0.60	1.06
245,000	69478QGQ7	Pacific Premier Bank, CA	3.45	09-09-24		09-09-22	244,755.00	239,675.01	3.50	1.05
243,000	15987UAV0	Charles Schwab Bank, TX	5.40	09-23-24		03-17-23	242,817.75	241,956.13	5.45	1.08
243,000	332135KT8	First National Bank of Omaha, NE	5.10	10-01-24		03-31-23	242,878.50	241,936.74	5.13	1.10
243,000	40442NBW0	HTLF Bank, CO	5.00	10-07-24		04-05-23	242,939.25	241,651.82	5.02	1.12
249,000	9497632V7	Wells Fargo Bank, SD	4.50	10-21-24		10-20-22	248,751.00	246,121.73	4.56	1.17
244,000	05580AS21	BMW Bank of North America, UT	4.65	11-04-24		11-04-22	243,756.00	241,551.34	4.70	1.20
249,000	20786AET8	ConnectOne Bank, NJ	4.80	11-15-24		11-15-22	248,751.00	246,921.04	4.90	1.22
243,000	940637QZ7	Washington Trust, RI	5.00	11-18-24		05-17-23	242,817.75	241,558.41	5.05	1.23
249,000	44989FAB5	INB NA, IL	4.55	01-06-25		01-06-23	248,875.50	245,894.20	4.62	1.35
249,000	923450DS6	Veritex Community Bank, TX	4.50	02-13-25		02-13-23	248,751.00	245,535.16	4.60	1.44

Disclosures:

RedTree's internal accounting system is used as the source of the market value of this account. Although obtained from a source believed to be reliable, we cannot guarantee its accuracy. You should review all account statements provided by the custodian and compare with the statements provided by RedTree.

Questions? Call 888.596.2293 or email info@redtreeinv.com



RedTree Investment Group
Portfolio Holdings Report
Shaker Heights City Schools
US Bank Custodian Acct Ending x71036
July 31, 2023



Quantity	CUSIP	Security	Coupon	Maturity Date	Call Date	Trade Date	Cost Basis	Market Value	Yield at Cost	Wtd Maturity
243,000	564759SC3	Manufacturers & Traders Trust Co, NY	5.25	03-17-25		03-17-23	242,757.00	242,280.12	5.30	1.51
248,000	66736ACF4	Northwest Bank, ID	5.25	03-24-25		03-22-23	247,752.00	247,275.70	5.36	1.54
248,000	72345SLG4	Pinnacle Bank, TN	5.30	03-24-25		03-22-23	247,814.00	247,470.97	5.40	1.54
249,000	07815ABE6	Bell Bank, ND	1.10	03-26-25		03-23-20	249,000.00	231,947.65	1.10	1.60
243,000	37312PDE6	Georgia Banking Co, GA	5.15	03-27-25		03-27-23	242,757.00	241,896.31	5.20	1.54
249,000	694231AC5	Pacific Enterprise Bank, CA	1.15	03-31-25		03-23-20	248,875.50	232,014.54	1.16	1.61
246,000	02589AC34	American Express Nat'l Bank, UT	2.55	04-07-25		04-06-22	245,631.00	234,696.61	2.60	1.60
249,000	20033A3U8	Comenity Capital Bank, UT	4.65	04-17-25		04-18-23	248,751.00	245,832.69	4.75	1.60
244,000	800364EZ0	Sandy Spring Bank, MD	4.65	04-21-25		04-19-23	243,756.00	240,891.23	4.70	1.61
248,000	429882GL1	Highland Bank, MN	5.00	04-29-25		06-29-23	247,851.20	246,244.59	5.09	1.63
249,000	910286GG2	United Fidelity Bank FSB, IN	4.80	05-05-25		05-05-23	248,813.25	246,392.32	4.89	1.64
246,000	61690UH60	Morgan Stanley Bank, UT	3.10	05-12-25		05-11-22	245,631.00	236,371.73	3.15	1.69
249,000	32021JJS6	First Federal Savings Bank, IN	4.80	05-27-25		05-26-23	248,751.00	246,332.26	4.90	1.70
249,000	70969PAG1	Pentucket Bank, MA	4.80	05-27-25		05-26-23	248,751.00	246,332.74	4.90	1.70
248,000	654062LL0	Nicolet National Bank, WI	4.95	05-30-25		05-31-23	247,752.00	245,980.13	5.06	1.71
248,000	89388CGT9	TAB Bank, UT	4.95	05-30-25		05-30-23	248,000.00	245,980.13	5.00	1.71
246,000	06740KQS9	Barclay's Bank, DE	3.05	06-02-25		06-02-22	245,815.50	235,900.20	3.08	1.75
245,000	02007GUZ4	Ally Bank, UT	3.25	07-07-25		07-07-22	244,448.75	235,363.49	3.33	1.84
243,000	06654BFH9	Bankwell Bank, CT	5.05	07-14-25		07-14-23	242,757.00	241,405.64	5.10	1.84
248,000	20143PEU0	Commercial Bank, TN	5.05	07-18-25		07-18-23	247,752.00	246,366.85	5.16	1.82
248,000	227563DS9	Cross River Bank, NJ	5.05	07-18-25		07-19-23	247,752.00	246,366.93	5.16	1.82
248,000	138138AB8	Canton Co-Op Bank, MA	5.00	07-21-25		07-21-23	247,752.00	246,132.36	5.11	1.83
243,000	66476QDZ8	Northern Bank & Trust, MA	5.00	07-21-25		07-19-23	242,757.00	241,176.50	5.05	1.85
248,000	180227AN0	Claremont Savings Bank, NH	5.05	07-28-25		07-26-23	247,752.00	246,357.75	5.16	1.85
249,000	23344RAF4	DR Bank, CT	3.45	09-09-25		09-09-22	248,688.75	239,426.72	3.52	1.98
249,000	06543PCZ6	Bank of the Valley, NE	4.00	09-30-25		09-30-22	248,626.50	242,016.68	4.09	2.02
244,000	319477AN5	First-Citizens B&T, NC	4.70	10-28-25		10-27-22	243,634.00	240,601.45	4.75	2.08
249,000	682325DK8	One Community Bank, WI	4.45	10-28-25		04-28-23	248,751.00	244,206.63	4.53	2.08
244,000	58404DQX2	Medallion Bank, UT	4.85	10-31-25		10-31-22	244,000.00	241,362.94	4.53	2.09
249,000	27002YFJ0	EagleBank, MD	4.40	12-23-25		12-22-22	248,626.50	243,752.54	4.50	2.22
248,000	534732BP6	Lincoln Savings Bank, IA	4.95	01-21-26		07-21-23	247,690.00	245,841.02	5.06	2.27
244,000	61768EQC0	Morgan Stanley Private Bank, NY	4.75	03-09-26		03-09-23	243,878.00	240,717.57	4.77	2.38
244,000	552249CH5	Lyons National Bank, NY	4.85	03-16-26		03-15-23	243,695.00	241,303.35	4.89	2.39
243,000	02357QBU0	Amerant Bank NA, FL	5.00	03-23-26		03-21-23	242,635.50	241,201.73	5.05	2.41
248,000	32117BFQ6	First Natl Bank Damariscotta, ME	4.80	03-23-26		03-23-23	247,628.00	244,941.85	4.90	2.42
243,000	12547CAU2	CIBC Bank USA, IL	5.00	03-24-26		03-24-23	242,757.00	241,201.15	5.04	2.41
249,000	08016PEQ8	Belmont Bank & Trust, IL	4.50	04-17-26		04-19-23	248,626.50	244,034.51	4.60	2.49
244,000	064455AU2	Bank of Pontiac, IL	4.50	04-20-26		04-19-23	243,634.00	239,159.26	4.55	2.49
247,000	73317ACC4	Popular Bank, NY	4.50	05-06-26		05-03-23	246,629.50	242,061.32	4.58	2.52
244,000	05600XQB9	BMO Harris Bank, IL	4.60	05-08-26		05-09-23	243,634.00	239,736.96	4.65	2.54
244,000	309175DZ7	Farmers Bank, CO	4.65	05-29-26		05-30-23	243,634.00	240,029.75	4.70	2.59
249,000	38644ACG2	Grand River Bank, MI	4.35	11-05-26		05-05-23	248,564.25	242,630.68	4.44	2.96
249,000	071170AB0	Bath Savings Institution, ME	4.70	01-19-27		07-18-23	248,564.25	245,274.45	4.80	3.12
249,000	303117DC6	Fahey Banking Company, OH	4.70	01-25-27		07-25-23	248,564.25	245,278.28	4.80	3.13
245,000	31938QW34	First Business Bank, WI	3.90	04-15-27		02-15-23	244,510.00	234,910.06	3.95	3.33
249,000	06424QDR5	Bank of Missouri, MO	4.75	07-21-27		07-21-23	248,564.25	245,920.92	4.85	3.53
249,000	174178AE3	Citizens Bank of Philly, MS	4.60	07-21-27		07-21-23	248,502.00	244,579.50	4.70	3.54
248,000	914098DQ8	University Bank, MI	4.85	04-03-28		04-03-23	247,504.00	244,769.13	4.95	4.07
249,000	29367RMN3	Enterprise Bank, PA	4.25	05-19-28		05-19-23	248,377.50	239,191.94	4.34	4.22
249,000	313812EG0	Federal Savings Bank, IL	4.50	06-28-28		06-28-23	248,377.50	248,124.30	4.60	4.31
249,000	70086VAU5	Park State Bank, MN	4.45	07-19-28		07-19-23	248,377.50	247,382.80	4.55	4.36
	Accrued Interest							106,734.11		
							18,987,610.60	18,789,858.85	4.12	1.81

Disclosures:

RedTree's internal accounting system is used as the source of the market value of this account. Although obtained from a source believed to be reliable, we cannot guarantee its accuracy. You should review all account statements provided by the custodian and compare with the statements provided by RedTree.

Questions? Call 888.596.2293 or email info@redtreeinv.com



RedTree Investment Group
Portfolio Holdings Report
Shaker Heights City Schools
US Bank Custodian Acct Ending x71036
July 31, 2023



Quantity	CUSIP	Security	Coupon	Maturity Date	Call Date	Trade Date	Cost Basis	Market Value	Yield at Cost	Wtd Maturity
COMMERCIAL PAPER										
500,000	62479MV18	MUFG Bank		08-01-23		04-06-23	491,631.25	499,927.00	5.24	0.00
2,000,000	63307MV48	National Bank of Canada		08-04-23		04-05-23	1,965,716.66	1,998,820.00	5.19	0.01
1,000,000	62479MYE7	MUFG Bank		11-14-23		02-21-23	961,799.44	983,646.00	5.38	0.29
1,000,000	63873KYH4	Natixis NY		11-17-23		02-21-23	961,219.17	983,201.00	5.40	0.30
1,150,000	89233HYH1	Toyota Motor Credit		11-17-23		02-22-23	1,105,225.39	1,131,161.85	5.44	0.30
150,000	89233HYM0	Toyota Motor Credit		11-21-23		02-28-23	144,181.25	147,448.95	5.46	0.31
3,380,000	13608ADB9	Canadian Imp Holdings		04-11-24		07-17-23	3,236,797.85	3,246,665.76	5.92	0.68
550,000	89233GDG8	Toyota Motor Credit		04-16-24		07-25-23	527,039.03	527,942.25	5.90	0.69
1,000,000	62479LDK8	MUFG Bank		04-19-24		07-26-23	957,715.56	959,432.00	5.93	0.70
1,000,000	63873JDK3	Natixis NY		04-19-24		07-26-23	957,492.22	958,438.00	5.96	0.70
							11,308,817.82	11,436,682.81	5.62	0.43
MONEY MARKET FUND										
	USBMMF	First American Treasury Obligations Fund	5.16				73,307.14	73,307.14	5.16	
TOTAL PORTFOLIO							81,867,982.00	79,830,983.93	2.87	1.36

Disclosures:

RedTree's internal accounting system is used as the source of the market value of this account. Although obtained from a source believed to be reliable, we cannot guarantee its accuracy. You should review all account statements provided by the custodian and compare with the statements provided by RedTree.

Questions? Call 888.596.2293 or email info@redtreeinv.com

3. ESSER REPORT

**Shaker Heights CSD
ESSER/COVID-19 Funding**

ESSER Exp.Summ ao 7.31.23/ESSER Breakdown
9/8/2023

	B	C	D	E	F	G	H	I	J	K	L	M	N	O
1	AS OF	July 31, 2023												
2		ESSER I	ESSER II	ESSER ARP		ESSER Total		Broadband	Suburban	RemotEDX OCERT		Other Total		GRAND TOTAL
5														
6	Allocated Amount	\$624,511	\$2,907,790	\$6,535,122		\$10,067,424		\$47,249	\$240,129	\$88,121		\$375,498		\$10,442,922
7														
8	Educational Related:													
9	1 Year Tchg Positions - Salary & Benefits	\$96,487	\$263,959	\$264,729		\$625,175						\$0		\$625,175
10	Literacy Specialists Salary & Benefits		\$0	\$2,210,279		\$2,210,279						\$0		\$2,210,279
11	Literacy Program Supplies		\$0	\$61,489		\$61,489						\$0		\$61,489
12	Math Specialists Salary & Benefits		\$0	\$106,399		\$106,399						\$0		\$106,399
13	Guidance Counselor LO Salary & Benefits		\$0	\$35,527		\$35,527						\$0		\$35,527
14	District Substitutes - Salary & Benefits	\$80,991	\$649,284	\$1,132,840		\$1,863,115						\$0		\$1,863,115
15	Saturday School Certified - Salary & Benefits		\$0	\$33,497		\$33,497						\$0		\$33,497
16	Saturday School Classified - Salary & Benefits		\$0	\$3,518		\$3,518						\$0		\$3,518
17	Saturday School Supplies		\$0	\$9,481		\$9,481						\$0		\$9,481
18	Summer School Certified - Salary & Benefits		\$317,655	\$153,032		\$470,687						\$0		\$470,687
19	Summer School Classified - Salary & Benefits		\$43,285	\$44,411		\$87,696						\$0		\$87,696
20	Summer School Supplies		\$48,110	\$73,242		\$121,352						\$0		\$121,352
21	Student Support Coodinators		\$0	\$441,903		\$441,903						\$0		\$441,903
22	Lost Library Book Replacement		\$17,782	\$0		\$17,782						\$0		\$17,782
23														
24	Sub Total-Educational Related	\$177,478	\$1,340,075	\$4,570,347		\$6,087,900		\$0	\$0	\$0		\$0		\$6,087,900
25														
26														
27	Technology Related:													
28	Think Pads for Teachers	\$317,637	\$0	\$0		\$317,637						\$0		\$317,637
29	Computers for Students		\$0	\$0		\$0			\$207,127			\$207,127		\$207,127
30	Computer Adapters/Mice		\$74,315	\$0		\$74,315						\$0		\$74,315
31	District Computer Programs-Remote	\$35,494	\$103,848	\$0		\$139,342						\$0		\$139,342
32	Hot Spots		\$37,000	\$5,472		\$42,472		\$47,249				\$47,249		\$89,721
33														
34	Sub Total-Technology Related	\$353,132	\$215,162	\$5,472		\$573,766		\$47,249	\$207,127	\$0		\$254,376		\$828,142
35														
36														
37	Facilities Related:													
38	Air Quality Upgrades		\$661,508	\$0		\$661,508						\$0		\$661,508
39	Air Purifiers-portables		\$53,914	\$0		\$53,914						\$0		\$53,914
40	PPE - Scrubbers/Sprayers/Gloves/masks/purell	\$89,599	\$183,217	\$0		\$272,816						\$0		\$272,816
41	Classroom PPE - Tarps/Trifold Boards		\$105,175	\$0		\$105,175			\$33,002			\$33,002		\$138,177
42	Outdoor Classroom-Tent Rentals		\$168,959	\$0		\$168,959						\$0		\$168,959
43	Outdoor Classroom-Seating		\$8,710	\$0		\$8,710						\$0		\$8,710
44														
45	Sub Total-Facilities Related	\$89,599	\$1,181,482	\$0		\$1,271,082		\$0	\$33,002	\$0		\$33,002		\$1,304,084
46														
47														
48	Other:													
49	FFCRA Leave Certified - Salary & Benefits		\$67,662	\$0		\$67,662						\$0		\$67,662
50	FFCRA Leave Classified - Salary & Benefits		\$73,669	\$0		\$73,669						\$0		\$73,669
51	Contract Tracer Salary & Benefits		\$0	\$719		\$719						\$0		\$719
52	WestWind Consultants-equity		\$0	\$286,644		\$286,644				\$88,121		\$88,121		\$374,765
53	Non Public School portion	\$4,302	\$0	\$0		\$4,302						\$0		\$4,302
54	COVID Matter Legal Costs		\$29,739	\$0		\$29,739						\$0		\$29,739
55														
56	Sub Total-Other	\$4,302	\$171,071	\$287,363		\$462,736		\$0	\$0	\$88,121		\$88,121		\$550,856
57														
58														
59	Total Charged through:													
60	July 31, 2023	\$624,511	\$2,907,790	\$4,863,182		\$8,395,483		\$47,249	\$240,129	\$88,121		\$375,498		\$8,770,982
61														
62														
63	Remaining Balance	\$0	\$0	\$1,671,940		\$1,671,940		\$0	\$0	\$0		\$0		\$1,671,940

4. FINANCIAL REPORT BY BANK

**SHAKER HEIGHTS CITY SCHOOL DISTRICT
FINANCIAL REPORT BY BANK**

JULY 2023

	<u>BEGINNING OF YEAR BALANCE</u>	<u>RECEIPTS</u> <u>MTD</u>	<u>YTD</u>	<u>EXPENDITURES</u> <u>MTD</u>	<u>YTD</u>	<u>CURRENT FUND BALANCE</u>
HUNTINGTON	(\$1,462,648.27)	\$11,030,520.84	\$11,030,520.84	\$12,253,436.33	\$12,253,436.33	(\$2,685,563.76)
INVESTMENTS & OTHER DEPOSITS	87,620,674.89	(1,674,385.28)	(1,674,385.28)	0.00	0.00	85,946,289.61
Payroll Funding Transfer A/C -for 1st of next mth	2,925,330.66	(132,308.40)	(132,308.40)	0.00	0.00	2,793,022.26
GRAND TOTAL	\$89,083,357.28	\$9,223,827.16	\$9,223,827.16	\$12,253,436.33	\$12,253,436.33	\$86,053,748.11
	0.00	0.00	0.00	0.00	0.00	0.00

Note-HNB A/C is negative due to o/s cks that will be covered by transfers from the Inv.&OtherDeposits A/C in accordance with controlled disbursement feature of HNB A/C.

5. FINANCIAL REPORT BY FUND

POWERSCHOOL
 DATE: 08/23/2023
 TIME: 08:14:43
 SELECTION CRITERIA : ALL

SHAKER HEIGHTS SCHOOLS
 OH Cash Position Report

PAGE NUMBER: 16

ACCOUNTING PERIOD : 1/24

FUND	SCC	DESCRIPTION BEGIN BALANCE	MTD RECEIPTS	FYTD RECEIPTS	MTD EXPENDITURES	FYTD EXPENDITURES	CURRENT FUND BALANCE	CURRENT ENCUMBRANCE	UNENCUMBERED FUND BALANCE
<hr/>									
001		70,657,054.90	7,005,453.42	7,005,453.42	9,976,034.54	9,976,034.54	67,686,473.78	16,377,256.62	51,309,217.16
002		6,261,765.03	376,000.00	376,000.00	0.00	0.00	6,637,765.03	45,050.00	6,592,715.03
003		5,617,680.88	119,000.00	119,000.00	0.00	0.00	5,736,680.88	0.00	5,736,680.88
004		397,215.02	0.00	0.00	0.00	0.00	397,215.02	359,241.00	37,974.02
006		364,397.95	32,039.96	32,039.96	71,747.73	71,747.73	324,690.18	500,145.00	-175,454.82
007		54,101.94	0.00	0.00	0.00	0.00	54,101.94	10,550.58	43,551.36
009		0.00	65.00	65.00	101,790.86	101,790.86	-101,725.86	17,511.44	-119,237.30
011		208,309.81	0.00	0.00	689.52	689.52	207,620.29	13,697.48	193,922.81
014		116,673.27	273.00	273.00	7,797.65	7,797.65	109,148.62	7,955.07	101,193.55
018		138,994.54	994.54	994.54	8,261.29	8,261.29	131,727.79	2,910.60	128,817.19
020		25,824.09	-17.86	-17.86	0.00	0.00	25,806.23	0.00	25,806.23
022		2,447,798.34	54,447.47	54,447.47	618,106.81	618,106.81	1,884,139.00	0.00	1,884,139.00
024		1,896,536.72	1,255,619.39	1,255,619.39	1,293,626.97	1,293,626.97	1,858,529.14	45,800.00	1,812,729.14
027		396,540.25	0.00	0.00	0.00	0.00	396,540.25	0.00	396,540.25

POWERSCHOOL
DATE: 08/23/2023
TIME: 08:14:43
SELECTION CRITERIA : ALL

SHAKER HEIGHTS SCHOOLS
OH Cash Position Report

PAGE NUMBER: 17

ACCOUNTING PERIOD : 1/24

FUND	SCC	DESCRIPTION BEGIN BALANCE	MTD RECEIPTS	FYTD RECEIPTS	MTD EXPENDITURES	FYTD EXPENDITURES	CURRENT FUND BALANCE	CURRENT ENCUMBRANCE	UNENCUMBERED FUND BALANCE
200		276,810.71	10,817.20	10,817.20	4,149.24	4,149.24	283,478.67	20,643.91	262,834.76
300		156,194.55	27,534.44	27,534.44	73,570.76	73,570.76	110,158.23	180,480.13	-70,321.90
401		20,372.07	0.00	0.00	37,660.96	37,660.96	-17,288.89	138,336.89	-155,625.78
467		495,353.89	0.00	0.00	0.00	0.00	495,353.89	0.00	495,353.89
499		53,504.80	1,490.98	1,490.98	60,000.00	60,000.00	-5,004.22	0.00	-5,004.22
507		-361,661.86	0.00	0.00	0.00	0.00	-361,661.86	14,109.72	-375,771.58
516		-137,725.94	137,725.94	137,725.94	0.00	0.00	0.00	0.00	0.00
551		-850.14	850.14	850.14	0.00	0.00	0.00	0.00	0.00
587		-1,533.54	1,533.54	1,533.54	0.00	0.00	0.00	0.00	0.00
599		0.00	200,000.00	200,000.00	0.00	0.00	200,000.00	154,927.35	45,072.65
GRAND TOTALS:		89,083,357.28	9,223,827.16	9,223,827.16	12,253,436.33	12,253,436.33	86,053,748.11	17,888,615.79	68,165,132.32

6. REVENUE ACCOUNT SUMMARY

POWERSCHOOL
DATE: 08/23/2023
TIME: 08:25:06

SHAKER HEIGHTS CITY SCHOOLS
REVENUE STATUS REPORT

PAGE NUMBER: 1
REVSTA11

SELECTION CRITERIA: ALL
ACCOUNTING PERIOD: 1/24

SORTED BY: FUND/SCC,ACCOUNT
TOTALLED ON: FUND/SCC
PAGE BREAKS ON:

FUND/SCC-0010000 GENERAL

ACCOUNT - - - -	TITLE - - - -	BUDGET	PERIOD RECEIPTS	RECEIVABLES	YEAR TO DATE RECEIPTS	AVAILABLE BALANCE	YTD/ BUD
R1111	GENERAL PROPERTY TAX	.00	5,540,000.00	.00	5,540,000.00	-5,540,000.00	.00
R1211	REGULAR DAY SCHOOL	.00	50.00	.00	50.00	-50.00	.00
R1221	REGULAR DAY SCHOOL	.00	-14,898.38	.00	-14,898.38	14,898.38	.00
R1223	SPECIAL EDUCATION	.00	23,119.05	.00	23,119.05	-23,119.05	.00
R1224	VOCATIONAL EDUCATION	.00	4,333.08	.00	4,333.08	-4,333.08	.00
R1410	INTEREST ON INVESTMENTS	.00	73,761.58	.00	73,761.58	-73,761.58	.00
R1790	OTHR CLASSRM MATERIAL/FE	.00	50.00	.00	50.00	-50.00	.00
R1810	RENTALS	.00	8,090.83	.00	8,090.83	-8,090.83	.00
R1860	FINES	.00	24.00	.00	24.00	-24.00	.00
R1890	OTHER MISC RECEIPTS	.00	2,772.30	.00	2,772.30	-2,772.30	.00
R3110	SCHOOL FNDTN BASIC ALLOW	.00	1,277,646.62	.00	1,277,646.62	-1,277,646.62	.00
R3211	POVERTY BASED ASSISTANCE	.00	23,360.32	.00	23,360.32	-23,360.32	.00
R3215	CAREER TECHNICAL EDUCATI	.00	2,623.36	.00	2,623.36	-2,623.36	.00
R3216	GIFTED EDUCATION	.00	18,645.99	.00	18,645.99	-18,645.99	.00
R3217	ENGLISH LEARNER FUNDING	.00	2,580.14	.00	2,580.14	-2,580.14	.00
R3218	STUDENT WELLNESS/SUCCESS	.00	43,294.53	.00	43,294.53	-43,294.53	.00
TOTAL GENERAL		.00	7,005,453.42	.00	7,005,453.42	-7,005,453.42	.00
FUND/SCC-0020000 BOND RETIREMENT							
R1111	GENERAL PROPERTY TAX	.00	113,000.00	.00	113,000.00	-113,000.00	.00
TOTAL BOND RETIREMENT		.00	113,000.00	.00	113,000.00	-113,000.00	.00
FUND/SCC-0029400 BOND DEC 2017							
R1111	GENERAL PROPERTY TAX	.00	263,000.00	.00	263,000.00	-263,000.00	.00
TOTAL BOND DEC 2017		.00	263,000.00	.00	263,000.00	-263,000.00	.00
FUND/SCC-0030000 PERMANENT IMPROVEMENT							
R1111	GENERAL PROPERTY TAX	.00	119,000.00	.00	119,000.00	-119,000.00	.00
TOTAL PERMANENT IMPROVEMENT		.00	119,000.00	.00	119,000.00	-119,000.00	.00
FUND/SCC-0060000 FOOD SERVICES							
R1410	INTEREST ON INVESTMENTS	.00	1,735.49	.00	1,735.49	-1,735.49	.00
R4120	UNRSTRD GRANT AID-FED GO	.00	28,674.92	.00	28,674.92	-28,674.92	.00
TOTAL FOOD SERVICES		.00	30,410.41	.00	30,410.41	-30,410.41	.00
FUND/SCC-0069291 FOOD SERVICE - PRE PAID							
R1559	OTHER RECPT-SPECIAL FUNC	.00	55.00	.00	55.00	-55.00	.00
TOTAL FOOD SERVICE - PRE PAID		.00	55.00	.00	55.00	-55.00	.00
FUND/SCC-0069292 FOOD SERVICE - PREPAID -							
R1559	OTHER RECPT-SPECIAL FUNC	.00	43.25	.00	43.25	-43.25	.00
TOTAL FOOD SERVICE - PREPAID		.00	43.25	.00	43.25	-43.25	.00
FUND/SCC-0069293 FOOD SERVICE - PREPAID -							
R1559	OTHER RECPT-SPECIAL FUNC	.00	150.00	.00	150.00	-150.00	.00

POWERSCHOOL
DATE: 08/23/2023
TIME: 08:25:06

SHAKER HEIGHTS CITY SCHOOLS
REVENUE STATUS REPORT

PAGE NUMBER: 2
REVSTA11

SELECTION CRITERIA: ALL
ACCOUNTING PERIOD: 1/24

SORTED BY: FUND/SCC,ACCOUNT
TOTALLED ON: FUND/SCC
PAGE BREAKS ON:

FUND/SCC-0069293 FOOD SERVICE - PREPAID -

ACCOUNT - - - - TITLE - - - - -	BUDGET	PERIOD RECEIPTS	RECEIVABLES	YEAR TO DATE RECEIPTS	AVAILABLE BALANCE	YTD/ BUD
TOTAL FOOD SERVICE - PREPAID	.00	150.00	.00	150.00	-150.00	.00
FUND/SCC-0069294 FOOD SERVICE - PREPAID - R1559 OTHER RECPT-SPECIAL FUNC	.00	70.00	.00	70.00	-70.00	.00
TOTAL FOOD SERVICE - PREPAID	.00	70.00	.00	70.00	-70.00	.00
FUND/SCC-0069295 FOOD SERVICE - PREPAID - R1559 OTHER RECPT-SPECIAL FUNC	.00	260.00	.00	260.00	-260.00	.00
TOTAL FOOD SERVICE - PREPAID	.00	260.00	.00	260.00	-260.00	.00
FUND/SCC-0069296 FOOD SERVICE - PREPAID - R1559 OTHER RECPT-SPECIAL FUNC	.00	12.75	.00	12.75	-12.75	.00
TOTAL FOOD SERVICE - PREPAID	.00	12.75	.00	12.75	-12.75	.00
FUND/SCC-0069297 FOOD SERVICE - PREPAID - R1559 OTHER RECPT-SPECIAL FUNC	.00	337.00	.00	337.00	-337.00	.00
TOTAL FOOD SERVICE - PREPAID	.00	337.00	.00	337.00	-337.00	.00
FUND/SCC-0069298 FOOD SERVICE - PREPAID - R1559 OTHER RECPT-SPECIAL FUNC	.00	583.30	.00	583.30	-583.30	.00
TOTAL FOOD SERVICE - PREPAID	.00	583.30	.00	583.30	-583.30	.00
FUND/SCC-0069302 NEG ACCT BAL - FY23 R1559 OTHER RECPT-SPECIAL FUNC	.00	118.25	.00	118.25	-118.25	.00
TOTAL NEG ACCT BAL - FY23	.00	118.25	.00	118.25	-118.25	.00
FUND/SCC-0099110 STORED VALUE CARDS - WOOD R1740 CLASS FEES	.00	35.00	.00	35.00	-35.00	.00
TOTAL STORED VALUE CARDS - WO	.00	35.00	.00	35.00	-35.00	.00
FUND/SCC-0099218 INSTRUCTIONAL FEES HIGH S R1710 CLASSROOM SUPPLIES	.00	30.00	.00	30.00	-30.00	.00
TOTAL INSTRUCTIONAL FEES HIGH	.00	30.00	.00	30.00	-30.00	.00
FUND/SCC-0149241 TRANSCRIPT FEES R1626 PUBLIC SERVICE ACTIVITY	.00	273.00	.00	273.00	-273.00	.00
TOTAL TRANSCRIPT FEES	.00	273.00	.00	273.00	-273.00	.00
FUND/SCC-0189245 CHOIR/ORCH BOOSTER R1410 INTEREST ON INVESTMENTS	.00	24.07	.00	24.07	-24.07	.00
TOTAL CHOIR/ORCH BOOSTER	.00	24.07	.00	24.07	-24.07	.00
FUND/SCC-0189253 BAND BOOSTERS R1410 INTEREST ON INVESTMENTS	.00	36.38	.00	36.38	-36.38	.00
TOTAL BAND BOOSTERS	.00	36.38	.00	36.38	-36.38	.00

POWERSCHOOL
DATE: 08/23/2023
TIME: 08:25:06

SHAKER HEIGHTS CITY SCHOOLS
REVENUE STATUS REPORT

PAGE NUMBER: 3
REVSTA11

SELECTION CRITERIA: ALL
ACCOUNTING PERIOD: 1/24

SORTED BY: FUND/SCC,ACCOUNT
TOTALLED ON: FUND/SCC
PAGE BREAKS ON:

FUND/SCC-0189253 BAND BOOSTERS

ACCOUNT - - - - TITLE - - - - -	BUDGET	PERIOD RECEIPTS	RECEIVABLES	YEAR TO DATE RECEIPTS	AVAILABLE BALANCE	YTD/ BUD
FUND/SCC-0189257 WOODBURY 6TH GRADE CAMP						
R1631 ACADEMIC ORIENTED ACTIV	.00	700.00	.00	700.00	-700.00	.00
TOTAL WOODBURY 6TH GRADE CAMP	.00	700.00	.00	700.00	-700.00	.00
FUND/SCC-0189281 BOULEVARD						
R1410 INTEREST ON INVESTMENTS	.00	3.89	.00	3.89	-3.89	.00
TOTAL BOULEVARD	.00	3.89	.00	3.89	-3.89	.00
FUND/SCC-0189282 FERNWAY						
R1410 INTEREST ON INVESTMENTS	.00	13.81	.00	13.81	-13.81	.00
TOTAL FERNWAY	.00	13.81	.00	13.81	-13.81	.00
FUND/SCC-0189283 LOMOND						
R1410 INTEREST ON INVESTMENTS	.00	22.39	.00	22.39	-22.39	.00
TOTAL LOMOND	.00	22.39	.00	22.39	-22.39	.00
FUND/SCC-0189284 MERCER						
R1410 INTEREST ON INVESTMENTS	.00	5.83	.00	5.83	-5.83	.00
TOTAL MERCER	.00	5.83	.00	5.83	-5.83	.00
FUND/SCC-0189285 ONAWAY						
R1410 INTEREST ON INVESTMENTS	.00	41.74	.00	41.74	-41.74	.00
TOTAL ONAWAY	.00	41.74	.00	41.74	-41.74	.00
FUND/SCC-0189287 MIDDLE SCHOOL						
R1410 INTEREST ON INVESTMENTS	.00	20.35	.00	20.35	-20.35	.00
TOTAL MIDDLE SCHOOL	.00	20.35	.00	20.35	-20.35	.00
FUND/SCC-0189288 HIGH SCHOOL						
R1410 INTEREST ON INVESTMENTS	.00	126.08	.00	126.08	-126.08	.00
TOTAL HIGH SCHOOL	.00	126.08	.00	126.08	-126.08	.00
FUND/SCC-0200000 SHAKER MERCHANDISE						
R1833 CUSTOMER SERVICES	.00	-17.86	.00	-17.86	17.86	.00
TOTAL SHAKER MERCHANDISE	.00	-17.86	.00	-17.86	17.86	.00
FUND/SCC-0229269 DEARBORN OPT LIFE INSUR						
R1839 OTHER ENTITIES	.00	5,044.10	.00	5,044.10	-5,044.10	.00
TOTAL DEARBORN OPT LIFE INSUR	.00	5,044.10	.00	5,044.10	-5,044.10	.00
FUND/SCC-0229290 ALLSTATE VOLUNTARY INSURA						
R1839 OTHER ENTITIES	.00	18,747.83	.00	18,747.83	-18,747.83	.00
TOTAL ALLSTATE VOLUNTARY INSU	.00	18,747.83	.00	18,747.83	-18,747.83	.00

POWERSCHOOL
DATE: 08/23/2023
TIME: 08:25:06

SHAKER HEIGHTS CITY SCHOOLS
REVENUE STATUS REPORT

PAGE NUMBER: 4
REVSTA11

SELECTION CRITERIA: ALL
ACCOUNTING PERIOD: 1/24

SORTED BY: FUND/SCC,ACCOUNT
TOTALLED ON: FUND/SCC
PAGE BREAKS ON:

FUND/SCC-0229291 LINCOLN NATIONAL LTD

ACCOUNT - - - - TITLE - - - - -	BUDGET	PERIOD RECEIPTS	RECEIVABLES	YEAR TO DATE RECEIPTS	AVAILABLE BALANCE	YTD/ BUD
FUND/SCC-0229291 LINCOLN NATIONAL LTD						
R1839 OTHER ENTITIES	.00	4,490.72	.00	4,490.72	-4,490.72	.00
TOTAL LINCOLN NATIONAL LTD	.00	4,490.72	.00	4,490.72	-4,490.72	.00
FUND/SCC-0229293 MEDICAL MUTUAL FLEX PLAN						
R1839 OTHER ENTITIES	.00	24,740.34	.00	24,740.34	-24,740.34	.00
TOTAL MEDICAL MUTUAL FLEX PLA	.00	24,740.34	.00	24,740.34	-24,740.34	.00
FUND/SCC-0229294 LEGAL SHIELD EMPLOYEE PD						
R1839 OTHER ENTITIES	.00	1,424.48	.00	1,424.48	-1,424.48	.00
TOTAL LEGAL SHIELD EMPLOYEE P	.00	1,424.48	.00	1,424.48	-1,424.48	.00
FUND/SCC-0240000 EMP. BEN/SELF INS.PRESCRI						
R1839 OTHER ENTITIES	.00	283,102.54	.00	283,102.54	-283,102.54	.00
TOTAL EMP. BEN/SELF INS.PRESC	.00	283,102.54	.00	283,102.54	-283,102.54	.00
FUND/SCC-0249261 EMP. BEN/SELF INS./DENTAL						
R1839 OTHER ENTITIES	.00	60,485.39	.00	60,485.39	-60,485.39	.00
TOTAL EMP. BEN/SELF INS./DENT	.00	60,485.39	.00	60,485.39	-60,485.39	.00
FUND/SCC-0249262 EMP. BEN/SELF INS./HEALTH						
R1839 OTHER ENTITIES	.00	896,522.66	.00	896,522.66	-896,522.66	.00
TOTAL EMP. BEN/SELF INS./HEAL	.00	896,522.66	.00	896,522.66	-896,522.66	.00
FUND/SCC-0249264 EMP. BEN/SELF INS./COBRA						
R1839 OTHER ENTITIES	.00	10,094.42	.00	10,094.42	-10,094.42	.00
TOTAL EMP. BEN/SELF INS./COBR	.00	10,094.42	.00	10,094.42	-10,094.42	.00
FUND/SCC-0249270 DEARBORN LIFE INSURANCE						
R1839 OTHER ENTITIES	.00	5,414.38	.00	5,414.38	-5,414.38	.00
TOTAL DEARBORN LIFE INSURANCE	.00	5,414.38	.00	5,414.38	-5,414.38	.00
FUND/SCC-2009502 CHEERLEADERS						
R1635 SPORT ORIENTED ACTIVITIE	.00	509.00	.00	509.00	-509.00	.00
R1820 CONTRIBUT-PRIVATE SOURCE	.00	6,328.20	.00	6,328.20	-6,328.20	.00
TOTAL CHEERLEADERS	.00	6,837.20	.00	6,837.20	-6,837.20	.00
FUND/SCC-2009531 INSTRUMENTAL						
R1634 MUSIC ORIENTED ACTIVITY	.00	3,980.00	.00	3,980.00	-3,980.00	.00
TOTAL INSTRUMENTAL	.00	3,980.00	.00	3,980.00	-3,980.00	.00
FUND/SCC-3009601 H.S. MEN'S ATHLETICS						
R1625 SPORT ORIENTED ACTIVITIE	.00	2,355.02	.00	2,355.02	-2,355.02	.00
TOTAL H.S. MEN'S ATHLETICS	.00	2,355.02	.00	2,355.02	-2,355.02	.00

POWERSCHOOL
DATE: 08/23/2023
TIME: 08:25:06

SHAKER HEIGHTS CITY SCHOOLS
REVENUE STATUS REPORT

PAGE NUMBER: 5
REVSTA11

SELECTION CRITERIA: ALL
ACCOUNTING PERIOD: 1/24

SORTED BY: FUND/SCC,ACCOUNT
TOTALLED ON: FUND/SCC
PAGE BREAKS ON:

FUND/SCC-3009603 H.S. WOMEN'S ATHLETICS

ACCOUNT - - - - TITLE - - - - -	BUDGET	PERIOD RECEIPTS	RECEIVABLES	YEAR TO DATE RECEIPTS	AVAILABLE BALANCE	YTD/ BUD
FUND/SCC-3009603 H.S. WOMEN'S ATHLETICS						
R1635 SPORT ORIENTED ACTIVITIE	.00	1,832.50	.00	1,832.50	-1,832.50	.00
TOTAL H.S. WOMEN'S ATHLETICS	.00	1,832.50	.00	1,832.50	-1,832.50	.00
FUND/SCC-3009610 CREW CLUB						
R1625 SPORT ORIENTED ACTIVITIE	.00	5,000.00	.00	5,000.00	-5,000.00	.00
TOTAL CREW CLUB	.00	5,000.00	.00	5,000.00	-5,000.00	.00
FUND/SCC-3009614 BASKETBALL FUNDRAISER						
R1820 CONTRIBUT-PRIVATE SOURCE	.00	3,955.92	.00	3,955.92	-3,955.92	.00
TOTAL BASKETBALL FUNDRAISER	.00	3,955.92	.00	3,955.92	-3,955.92	.00
FUND/SCC-3009620 GIRLS CROSS COUNTRY FUND						
R1635 SPORT ORIENTED ACTIVITIE	.00	12,250.00	.00	12,250.00	-12,250.00	.00
R1890 OTHER MISC RECEIPTS	.00	2,141.00	.00	2,141.00	-2,141.00	.00
TOTAL GIRLS CROSS COUNTRY FUN	.00	14,391.00	.00	14,391.00	-14,391.00	.00
FUND/SCC-4999023 PARENT MENTOR GRANT FY23						
R3219 OTHR RSTRD GRANT AID -OH	.00	1,490.98	.00	1,490.98	-1,490.98	.00
TOTAL PARENT MENTOR GRANT FY2	.00	1,490.98	.00	1,490.98	-1,490.98	.00
FUND/SCC-5169000 ARP IDEA B FY23						
R4220 RSTRD GRANT AID-FED GOV	.00	20,584.43	.00	20,584.43	-20,584.43	.00
TOTAL ARP IDEA B FY23	.00	20,584.43	.00	20,584.43	-20,584.43	.00
FUND/SCC-5169316 IDEA B FY23						
R4220 RSTRD GRANT AID-FED GOV	.00	117,141.51	.00	117,141.51	-117,141.51	.00
TOTAL IDEA B FY23	.00	117,141.51	.00	117,141.51	-117,141.51	.00
FUND/SCC-5519351 TITLE III LEP FY23						
R4220 RSTRD GRANT AID-FED GOV	.00	850.14	.00	850.14	-850.14	.00
TOTAL TITLE III LEP FY23	.00	850.14	.00	850.14	-850.14	.00
FUND/SCC-5879387 PRE-K SPEC ED GRANT FY23						
R4220 RSTRD GRANT AID-FED GOV	.00	1,533.54	.00	1,533.54	-1,533.54	.00
TOTAL PRE-K SPEC ED GRANT FY2	.00	1,533.54	.00	1,533.54	-1,533.54	.00
FUND/SCC-5999124 OFCC SAFETY & SECURITY						
R4220 RSTRD GRANT AID-FED GOV	.00	200,000.00	.00	200,000.00	-200,000.00	.00
TOTAL OFCC SAFETY & SECURITY	.00	200,000.00	.00	200,000.00	-200,000.00	.00

POWERSCHOOL
DATE: 08/23/2023
TIME: 08:25:06

SHAKER HEIGHTS CITY SCHOOLS
REVENUE STATUS REPORT

SELECTION CRITERIA: ALL
ACCOUNTING PERIOD: 1/24

SORTED BY: FUND/SCC,ACCOUNT
TOTALLED ON: FUND/SCC
PAGE BREAKS ON:

FUND/SCC-5999124 OFCC SAFETY & SECURITY

ACCOUNT - - - - -	TITLE - - - - -	BUDGET	PERIOD RECEIPTS	RECEIVABLES	YEAR TO DATE RECEIPTS	AVAILABLE BALANCE	YTD/ BUD
TOTAL REPORT		.00	9,223,827.16	.00	9,223,827.16	-9,223,827.16	.00

7. BUDGET ACCOUNT SUMMARY

POWERSCHOOL
DATE: 08/23/2023
TIME: 08:17:15

SHAKER HEIGHTS CITY SCHOOLS
EXPENDITURE STATUS REPORT

PAGE NUMBER: 1
EXPSTA11

SELECTION CRITERIA: ALL
ACCOUNTING PERIOD: 1/24

SORTED BY: FUND/SCC,1ST SUBTOTAL,ACCOUNT
TOTALED ON: FUND/SCC,1ST SUBTOTAL
PAGE BREAKS ON:

FUND/SCC-0010000 GENERAL
1ST SUBTOTAL-100 GENERAL

ACCOUNT	TITLE	BUDGET	PERIOD EXPENDITURES	ENCUMBRANCES OUTSTANDING	YEAR TO DATE EXP	AVAILABLE BALANCE	YTD/ BUD
1ST SUBTOTAL-100	PERSONAL SERVICES						
111	REGULAR	.00	3,536,477.36	.00	3,536,477.36	-3,536,477.36	.00
112	TEMPORARY	.00	59,017.85	.00	59,017.85	-59,017.85	.00
113	SUPPLEMENTAL	.00	171,107.57	.00	171,107.57	-171,107.57	.00
121	SICK LEAVE	.00	99,943.62	.00	99,943.62	-99,943.62	.00
122	PERSONAL LEAVE	.00	32,545.50	.00	32,545.50	-32,545.50	.00
123	VACATION LEAVE	.00	58,221.00	.00	58,221.00	-58,221.00	.00
125	PROFESSIONAL LEAVE	.00	34,580.45	.00	34,580.45	-34,580.45	.00
127	JURY DUTY	.00	1,304.36	.00	1,304.36	-1,304.36	.00
139	OTHER CERTIFIED COM	.00	38,984.84	.00	38,984.84	-38,984.84	.00
141	REGULAR	.00	936,165.24	.00	936,165.24	-936,165.24	.00
142	TEMPORARY	.00	50,475.42	.00	50,475.42	-50,475.42	.00
143	SUPPLEMENTAL	.00	35,155.06	.00	35,155.06	-35,155.06	.00
144	OVERTIME	.00	68,905.40	.00	68,905.40	-68,905.40	.00
151	SICK LEAVE	.00	57,960.22	.00	57,960.22	-57,960.22	.00
152	PERSONAL LEAVE	.00	10,804.13	.00	10,804.13	-10,804.13	.00
153	VACATION LEAVE	.00	106,742.79	.00	106,742.79	-106,742.79	.00
155	PROFESSIONAL LEAVE	.00	7,379.36	.00	7,379.36	-7,379.36	.00
169	OTHER NONCERTIFIED	.00	1,745.64	.00	1,745.64	-1,745.64	.00
172	STUDENT WORKERS	.00	7,357.15	.00	7,357.15	-7,357.15	.00
179	OTHER EMPLOYEES	.00	16,682.28	.00	16,682.28	-16,682.28	.00
	TOTAL PERSONAL SERVICES	.00	5,331,555.24	.00	5,331,555.24	-5,331,555.24	.00
1ST SUBTOTAL-200	EMPLOYEE RETIREMNT & INS.						
211	STRS-EMPLOYER'S SHA	.00	557,271.97	.00	557,271.97	-557,271.97	.00
212	STRS-EMPLOYER'S SHA	.00	35,618.46	.00	35,618.46	-35,618.46	.00
213	SOCIAL SECURITY	.00	56,286.26	.00	56,286.26	-56,286.26	.00
221	SERS-EMPLOYER'S SHA	.00	210,087.75	.00	210,087.75	-210,087.75	.00
222	SERS-EMPLOYER'S SHA	.00	36,684.28	.00	36,684.28	-36,684.28	.00
223	SOCIAL SECURITY	.00	17,573.30	.00	17,573.30	-17,573.30	.00
231	TUITION REIMBURSEME	21,688.43	.00	21,688.43	.00	.00	100.00
232	UNIFORM/TOOLSREIMBU	3,904.46	1,916.51	29,487.95	1,916.51	-27,500.00	804.32
233	MEETING EXPENSE-SUP	106.25	14,758.35	17,197.78	14,758.35	-31,849.88	30076.36
241	MEDICAL/HOSPITALIZA	.00	491,715.05	.00	491,715.05	-491,715.05	.00
242	LIFE INSURANCE	.00	3,287.58	.00	3,287.58	-3,287.58	.00
243	DENTAL INSURANCE	.00	33,052.44	.00	33,052.44	-33,052.44	.00
249	CERTIFIED OTHER INS	.00	121,537.88	.00	121,537.88	-121,537.88	.00
251	MEDICAL/HOSPITALIZA	.00	249,462.48	.00	249,462.48	-249,462.48	.00
252	LIFE INSURANCE	.00	1,694.56	.00	1,694.56	-1,694.56	.00
253	DENTAL INSURANCE	.00	15,492.38	.00	15,492.38	-15,492.38	.00
259	NONCERTIFIED INS BE	.00	56,569.10	.00	56,569.10	-56,569.10	.00
281	UNEMPLOYMENT CERTIF	.00	.00	25,000.00	.00	-25,000.00	.00
282	UNEMPLOYMENT NON-CE	.00	11.00	174,989.00	11.00	-175,000.00	.00
	TOTAL EMPLOYEE RETIREMNT & IN	25,699.14	1,903,019.35	268,363.16	1,903,019.35	-2,145,683.37	8449.24
1ST SUBTOTAL-400	PURCHASED SERVICES						

POWERSCHOOL
DATE: 08/23/2023
TIME: 08:17:15

SHAKER HEIGHTS CITY SCHOOLS
EXPENDITURE STATUS REPORT

PAGE NUMBER: 2
EXPSTA11

SELECTION CRITERIA: ALL
ACCOUNTING PERIOD: 1/24

SORTED BY: FUND/SCC,1ST SUBTOTAL,ACCOUNT
TOALED ON: FUND/SCC,1ST SUBTOTAL
PAGE BREAKS ON:

FUND/SCC-0010000 GENERAL
1ST SUBTOTAL-400 GENERAL

ACCOUNT	- - - - TITLE - - - -	BUDGET	PERIOD EXPENDITURES	ENCUMBRANCES OUTSTANDING	YEAR TO DATE EXP	AVAILABLE BALANCE	YTD/ BUD
411	INSTRUCTION SERVICE	100.00	.00	100.00	.00	.00	100.00
413	HEALTH SERVICES	39,081.79	6,785.55	102,290.80	6,785.55	-69,994.56	279.10
414	STAFF SERVICES	.00	.00	876,010.00	.00	-876,010.00	.00
415	MANAGEMENT SERVICES	709.87	4,479.91	51,229.96	4,479.91	-55,000.00	7847.90
416	DATA PROCESSING SER	3,398.00	99,470.08	66,673.00	99,470.08	-162,745.08	4889.44
417	STATISTICAL SERVICE	.00	.00	150,000.00	.00	-150,000.00	.00
418	PROF./LEGAL SERVICE	242,234.50	1,769.98	811,665.52	1,769.98	-571,201.00	335.80
419	OTHER PROF. & TECH.	522,750.60	219,215.65	1,729,580.07	219,215.65	-1,426,045.12	372.80
422	GARBAGE REMOVE & CL	.00	6,053.44	75,666.92	6,053.44	-81,720.36	.00
423	REPAIRS & MAINTENAN	699,549.67	140,678.85	1,902,117.25	140,678.85	-1,343,246.43	292.02
424	PROPERTY INSURANCE	.00	237,470.00	.00	237,470.00	-237,470.00	.00
425	RENTALS	4,867.34	3,242.36	76,996.98	3,242.36	-75,372.00	1648.53
426	LEASE PURCHASE AGRE	.00	9,673.25	61,600.00	9,673.25	-71,273.25	.00
431	CERTIFIED TRAVEL RE	929.08	.00	1,806.22	.00	-877.14	194.41
432	CERTIFIED MEETING E	51,146.70	17,887.25	63,014.68	17,887.25	-29,755.23	158.18
433	NONCERTIFIED TRAVEL	1,437.59	.00	1,794.76	.00	-357.17	124.85
434	NONCERTIFIED MEETIN	12,435.00	5,566.49	17,712.86	5,566.49	-10,844.35	187.21
441	TELEPHONE SERVICE	.00	8,368.75	219,346.35	8,368.75	-227,715.10	.00
442	TELEGRAPH SERVICE	.00	-74,827.92	.00	-74,827.92	74,827.92	.00
444	POSTAGE MACHINE REN	.00	1,376.04	8,623.96	1,376.04	-10,000.00	.00
445	MAIL/MESSENGER SERV	.00	98.38	1,701.62	98.38	-1,800.00	.00
446	ADVERTISING	.00	11,135.86	1,000.00	11,135.86	-12,135.86	.00
447	INTERNET ACCESS SER	.00	2,723.86	32,688.02	2,723.86	-35,411.88	.00
451	ELECTRICITY	.00	51,411.86	605,288.14	51,411.86	-656,700.00	.00
452	WATER AND SEWAGE	.00	31,046.63	332,153.37	31,046.63	-363,200.00	.00
453	GAS	.00	23,761.38	513,377.62	23,761.38	-537,139.00	.00
461	PRINTING AND BINDIN	5,674.00	2,957.00	24,502.00	2,957.00	-21,785.00	483.94
475	SPEC ED PMNT WITHIN	763,723.80	85,491.76	1,802,321.24	85,491.76	-1,124,089.20	247.19
476	PAYMNT UNDER A VOC.	85,629.82	20,559.38	85,629.82	20,559.38	-20,559.38	124.01
477	PAYMNT UNDER OPEN E	17,779.63	14,949.85	2,829.78	14,949.85	.00	100.00
483	TRANSP. FROM OTHER	136,774.29	69,105.86	1,168,393.45	69,105.86	-1,100,725.02	904.77
	TOTAL PURCHASED SERVICES	2,588,221.68	1,000,451.50	10,786,114.39	1,000,451.50	-9,198,344.21	455.39
1ST SUBTOTAL-500	SUPPLIES AND MATERIALS						
511	CLASSROOM SUPPLIES	43,569.36	72,975.42	233,994.82	72,975.42	-263,400.88	704.56
512	OFFICE SUPPLIES	5,762.58	1,655.38	21,470.62	1,655.38	-17,363.42	401.31
514	HEALTH & HYGIENE SU	.00	.00	6,235.29	.00	-6,235.29	.00
516	SOFTWARE MATERIALS	95,603.82	200,386.65	232,651.11	200,386.65	-337,433.94	452.95
517	COMPUTER SUPPLIES	.00	4,352.61	12,770.00	4,352.61	-17,122.61	.00
519	OTHER GENERAL SUPPL	225,632.61	84,768.40	1,112,625.63	84,768.40	-971,761.42	530.68
521	NEW TEXTBOOKS	4,400.80	48,178.74	64,262.70	48,178.74	-108,040.64	2555.02
523	REBINDING TEXTBOOKS	971.12	1,152.38	.00	1,152.38	-181.26	118.67
525	ELECTRON INSTRUCA MA	2,709.00	280,844.12	66,576.46	280,844.12	-344,711.58	12824.68
531	NEW LIBRARY BOOKS	253.02	842.00	74,353.02	842.00	-74,942.00	29719.00
542	PERIODICALS	500.00	866.60	2,200.00	866.60	-2,566.60	613.32
546	SUBSCRIPTION SERVIC	.00	21,177.67	17,496.65	21,177.67	-38,674.32	.00

POWERSCHOOL
DATE: 08/23/2023
TIME: 08:17:15

SHAKER HEIGHTS CITY SCHOOLS
EXPENDITURE STATUS REPORT

PAGE NUMBER: 3
EXPSTA11

SELECTION CRITERIA: ALL
ACCOUNTING PERIOD: 1/24

SORTED BY: FUND/SCC,1ST SUBTOTAL,ACCOUNT
TOALED ON: FUND/SCC,1ST SUBTOTAL
PAGE BREAKS ON:

FUND/SCC-0010000 GENERAL
1ST SUBTOTAL-500 GENERAL

ACCOUNT	- - - - TITLE - - - -	BUDGET	PERIOD EXPENDITURES	ENCUMBRANCES OUTSTANDING	YEAR TO DATE EXP	AVAILABLE BALANCE	YTD/ BUD
560	FOOD & MATERIALS	4,351.93	2,320.94	8,851.93	2,320.94	-6,820.94	256.73
569	OTHER	.00	173.26	.00	173.26	-173.26	.00
571	LAND	.00	1,693.32	16,306.68	1,693.32	-18,000.00	.00
572	BUILDINGS	.00	12,588.06	88,661.92	12,588.06	-101,249.98	.00
573	EQUIPMENT AND FURNI	.00	.00	2,788.28	.00	-2,788.28	.00
581	VEHICLE REPAIR PART	3,051.39	48,365.05	238,320.34	48,365.05	-283,634.00	9395.24
582	FUEL	.00	24,840.22	200,179.79	24,840.22	-225,020.01	.00
583	TIRES AND TUBES	.00	5,537.54	13,462.46	5,537.54	-19,000.00	.00
	TOTAL SUPPLIES AND MATERIALS	386,805.63	812,718.36	2,413,207.70	812,718.36	-2,839,120.43	833.99
1ST SUBTOTAL-600 CAPITAL OUTLAY							
620	BUILDINGS	293,982.45	.00	293,982.45	.00	.00	100.00
630	IMPROVEMENTS NON BU	47,400.00	.00	47,400.00	.00	.00	100.00
640	EQUIPMENT	585,258.27	455,602.46	1,855,119.08	455,602.46	-1,725,463.27	394.82
644	TECHNICAL EQUIPMENT	.00	45,803.90	12,050.00	45,803.90	-57,853.90	.00
650	VEHICLES	1,989.73	69,000.00	1,989.73	69,000.00	-69,000.00	3567.81
660	SCHOOL BUSES	520,799.00	163,723.74	356,790.94	163,723.74	284.32	99.95
	TOTAL CAPITAL OUTLAY	1,449,429.45	734,130.10	2,567,332.20	734,130.10	-1,852,032.85	227.78
1ST SUBTOTAL-800 OTHER OBJECTS							
841	MEMBERSHIP-PROFESSI	8,575.87	12,184.45	31,625.42	12,184.45	-35,234.00	510.85
843	AUDIT EXAMINATIONS	2,233.80	.00	39,723.80	.00	-37,490.00	1778.31
848	BANK CHARGES	.00	1,117.59	101,382.41	1,117.59	-102,500.00	.00
849	OTHER DUES AND FEES	.00	152.50	7,720.00	152.50	-7,872.50	.00
851	LIABILITY INSURANCE	20,000.00	180,137.00	20,000.00	180,137.00	-180,137.00	1000.69
864	OUT OF COURT SETTLE	63,729.00	441.46	133,287.54	441.46	-70,000.00	209.84
869	OTHER JUDGMENTS	.00	.00	1,000.00	.00	-1,000.00	.00
870	TAXES AND ASSESMEN	3,750.00	.00	7,500.00	.00	-3,750.00	200.00
889	OTHER AWARDS AND PR	.00	126.99	.00	126.99	-126.99	.00
	TOTAL OTHER OBJECTS	98,288.67	194,159.99	342,239.17	194,159.99	-438,110.49	545.74
	TOTAL GENERAL	4,548,444.57	9,976,034.54	16,377,256.62	9,976,034.54	-21,804,846.59	579.39
FUND/SCC-0020000 BOND RETIREMENT							
1ST SUBTOTAL-400 PURCHASED SERVICES							
418	PROF./LEGAL SERVICE	15,050.00	.00	45,050.00	.00	-30,000.00	299.34
	TOTAL PURCHASED SERVICES	15,050.00	.00	45,050.00	.00	-30,000.00	299.34
	TOTAL BOND RETIREMENT	15,050.00	.00	45,050.00	.00	-30,000.00	299.34
FUND/SCC-0049150 BUILDING/NON-BOND ISSUE F							
1ST SUBTOTAL-600 CAPITAL OUTLAY							
640	EQUIPMENT	353,485.00	.00	353,485.00	.00	.00	100.00
650	VEHICLES	5,456.00	.00	5,456.00	.00	.00	100.00
	TOTAL CAPITAL OUTLAY	358,941.00	.00	358,941.00	.00	.00	100.00

POWERSCHOOL
DATE: 08/23/2023
TIME: 08:17:15

SHAKER HEIGHTS CITY SCHOOLS
EXPENDITURE STATUS REPORT

PAGE NUMBER: 4
EXPSTA11

SELECTION CRITERIA: ALL
ACCOUNTING PERIOD: 1/24

SORTED BY: FUND/SCC,1ST SUBTOTAL,ACCOUNT
TOTALLED ON: FUND/SCC,1ST SUBTOTAL
PAGE BREAKS ON:

FUND/SCC-0049150 BUILDING/NON-BOND ISSUE F
1ST SUBTOTAL-600 BUILDING/NON-BOND ISSUE F

ACCOUNT	TITLE	BUDGET	PERIOD EXPENDITURES	ENCUMBRANCES OUTSTANDING	YEAR TO DATE EXP	AVAILABLE BALANCE	YTD/ BUD
TOTAL BUILDING/NON-BOND ISSUE		358,941.00	.00	358,941.00	.00	.00	100.00
FUND/SCC-0049401 BANS FY18 \$9.9MM							
1ST SUBTOTAL-400 PURCHASED SERVICES							
415 MANAGEMENT SERVICES		.00	.00	300.00	.00	-300.00	.00
TOTAL PURCHASED SERVICES		.00	.00	300.00	.00	-300.00	.00
TOTAL BANS FY18 \$9.9MM		.00	.00	300.00	.00	-300.00	.00
FUND/SCC-0060000 FOOD SERVICES							
1ST SUBTOTAL-400 PURCHASED SERVICES							
415 MANAGEMENT SERVICES		72,000.00	71,747.73	500,000.00	71,747.73	-499,747.73	794.09
TOTAL PURCHASED SERVICES		72,000.00	71,747.73	500,000.00	71,747.73	-499,747.73	794.09
1ST SUBTOTAL-800 OTHER OBJECTS							
849 OTHER DUES AND FEES		145.00	.00	145.00	.00	.00	100.00
TOTAL OTHER OBJECTS		145.00	.00	145.00	.00	.00	100.00
TOTAL FOOD SERVICES		72,145.00	71,747.73	500,145.00	71,747.73	-499,747.73	792.70
FUND/SCC-0079980 MHJ - SHAKER'S FIRST CLAS							
1ST SUBTOTAL-600 CAPITAL OUTLAY							
640 EQUIPMENT		.00	.00	9,250.00	.00	-9,250.00	.00
TOTAL CAPITAL OUTLAY		.00	.00	9,250.00	.00	-9,250.00	.00
TOTAL MHJ - SHAKER'S FIRST CL		.00	.00	9,250.00	.00	-9,250.00	.00
FUND/SCC-0079994 MHJ-MS LRNG GARD							
1ST SUBTOTAL-500 SUPPLIES AND MATERIALS							
519 OTHER GENERAL SUPPL		330.00	.00	330.00	.00	.00	100.00
TOTAL SUPPLIES AND MATERIALS		330.00	.00	330.00	.00	.00	100.00
TOTAL MHJ-MS LRNG GARD		330.00	.00	330.00	.00	.00	100.00
FUND/SCC-0079995 MHJ-IC CHAPMAN AWARD							
1ST SUBTOTAL-500 SUPPLIES AND MATERIALS							
511 CLASSROOM SUPPLIES		970.58	.00	970.58	.00	.00	100.00
TOTAL SUPPLIES AND MATERIALS		970.58	.00	970.58	.00	.00	100.00
TOTAL MHJ-IC CHAPMAN AWARD		970.58	.00	970.58	.00	.00	100.00
FUND/SCC-0099010 STORED VALUE CARDS - BLVD							
1ST SUBTOTAL-500 SUPPLIES AND MATERIALS							
511 CLASSROOM SUPPLIES		.00	416.07	750.00	416.07	-1,166.07	.00
TOTAL SUPPLIES AND MATERIALS		.00	416.07	750.00	416.07	-1,166.07	.00

POWERSCHOOL
DATE: 08/23/2023
TIME: 08:17:15

SHAKER HEIGHTS CITY SCHOOLS
EXPENDITURE STATUS REPORT

PAGE NUMBER: 5
EXPSTA11

SELECTION CRITERIA: ALL
ACCOUNTING PERIOD: 1/24

SORTED BY: FUND/SCC,1ST SUBTOTAL,ACCOUNT
TOTALLED ON: FUND/SCC,1ST SUBTOTAL
PAGE BREAKS ON:

FUND/SCC-0099010 STORED VALUE CARDS - BLVD
1ST SUBTOTAL-500 STORED VALUE CARDS - BLVD

ACCOUNT	TITLE	BUDGET	PERIOD EXPENDITURES	ENCUMBRANCES OUTSTANDING	YEAR TO DATE EXP	AVAILABLE BALANCE	YTD/ BUD
TOTAL STORED VALUE CARDS - BL		.00	416.07	750.00	416.07	-1,166.07	.00
FUND/SCC-0099020 STORED VALUE CARDS - FERN							
1ST SUBTOTAL-500 SUPPLIES AND MATERIALS							
511 CLASSROOM SUPPLIES		.00	127.40	.00	127.40	-127.40	.00
TOTAL SUPPLIES AND MATERIALS		.00	127.40	.00	127.40	-127.40	.00
TOTAL STORED VALUE CARDS - FE		.00	127.40	.00	127.40	-127.40	.00
FUND/SCC-0099060 STORED VALUE CARDS - MERC							
1ST SUBTOTAL-500 SUPPLIES AND MATERIALS							
511 CLASSROOM SUPPLIES		.00	1,202.44	.00	1,202.44	-1,202.44	.00
TOTAL SUPPLIES AND MATERIALS		.00	1,202.44	.00	1,202.44	-1,202.44	.00
TOTAL STORED VALUE CARDS - ME		.00	1,202.44	.00	1,202.44	-1,202.44	.00
FUND/SCC-0099110 STORED VALUE CARDS - WOOD							
1ST SUBTOTAL-500 SUPPLIES AND MATERIALS							
511 CLASSROOM SUPPLIES		.00	78.80	12,938.65	78.80	-13,017.45	.00
TOTAL SUPPLIES AND MATERIALS		.00	78.80	12,938.65	78.80	-13,017.45	.00
TOTAL STORED VALUE CARDS - WO		.00	78.80	12,938.65	78.80	-13,017.45	.00
FUND/SCC-0099209 STORED VALUE CARDS - MAST							
1ST SUBTOTAL-500 SUPPLIES AND MATERIALS							
511 CLASSROOM SUPPLIES		.00	90,555.44	.00	90,555.44	-90,555.44	.00
TOTAL SUPPLIES AND MATERIALS		.00	90,555.44	.00	90,555.44	-90,555.44	.00
TOTAL STORED VALUE CARDS - MA		.00	90,555.44	.00	90,555.44	-90,555.44	.00
FUND/SCC-0099218 INSTRUCTIONAL FEES HIGH S							
1ST SUBTOTAL-500 SUPPLIES AND MATERIALS							
511 CLASSROOM SUPPLIES		.00	9,410.71	3,822.79	9,410.71	-13,233.50	.00
TOTAL SUPPLIES AND MATERIALS		.00	9,410.71	3,822.79	9,410.71	-13,233.50	.00
TOTAL INSTRUCTIONAL FEES HIGH		.00	9,410.71	3,822.79	9,410.71	-13,233.50	.00
FUND/SCC-0119231 SPECIAL TEST - AP							
1ST SUBTOTAL-400 PURCHASED SERVICES							
431 CERTIFIED TRAVEL RE		14.48	.00	14.48	.00	.00	100.00
432 CERTIFIED MEETING E		598.00	689.52	598.00	689.52	-689.52	215.30
TOTAL PURCHASED SERVICES		612.48	689.52	612.48	689.52	-689.52	212.58
1ST SUBTOTAL-500 SUPPLIES AND MATERIALS							
511 CLASSROOM SUPPLIES		.00	.00	4,085.00	.00	-4,085.00	.00
519 OTHER GENERAL SUPPL		.00	.00	9,000.00	.00	-9,000.00	.00

POWERSCHOOL
DATE: 08/23/2023
TIME: 08:17:15

SHAKER HEIGHTS CITY SCHOOLS
EXPENDITURE STATUS REPORT

PAGE NUMBER: 6
EXPSTA11

SELECTION CRITERIA: ALL
ACCOUNTING PERIOD: 1/24

SORTED BY: FUND/SCC,1ST SUBTOTAL,ACCOUNT
TOEALED ON: FUND/SCC,1ST SUBTOTAL
PAGE BREAKS ON:

FUND/SCC-0119231 SPECIAL TEST - AP
1ST SUBTOTAL-500 SPECIAL TEST - AP

ACCOUNT	- - - - TITLE - - - -	BUDGET	PERIOD EXPENDITURES	ENCUMBRANCES OUTSTANDING	YEAR TO DATE EXP	AVAILABLE BALANCE	YTD/ BUD
	TOTAL SUPPLIES AND MATERIALS	.00	.00	13,085.00	.00	-13,085.00	.00
	TOTAL SPECIAL TEST - AP	612.48	689.52	13,697.48	689.52	-13,774.52	2348.97
FUND/SCC-0149232	H.S. PLANETARIUM						
1ST SUBTOTAL-500	SUPPLIES AND MATERIALS						
519	OTHER GENERAL SUPPL	250.00	.00	250.00	.00	.00	100.00
	TOTAL SUPPLIES AND MATERIALS	250.00	.00	250.00	.00	.00	100.00
	TOTAL H.S. PLANETARIUM	250.00	.00	250.00	.00	.00	100.00
FUND/SCC-0149235	GERMAN SUMMER TRAVEL						
1ST SUBTOTAL-400	PURCHASED SERVICES						
419	OTHER PROF. & TECH.	.00	260.25	.00	260.25	-260.25	.00
432	CERTIFIED MEETING E	.00	.00	1,984.00	.00	-1,984.00	.00
439	OTHER TRAV./MEET EX	.00	703.52	.00	703.52	-703.52	.00
489	TRANSPORTATION OTHR	.00	471.70	.00	471.70	-471.70	.00
	TOTAL PURCHASED SERVICES	.00	1,435.47	1,984.00	1,435.47	-3,419.47	.00
1ST SUBTOTAL-500	SUPPLIES AND MATERIALS						
519	OTHER GENERAL SUPPL	.00	459.66	.00	459.66	-459.66	.00
	TOTAL SUPPLIES AND MATERIALS	.00	459.66	.00	459.66	-459.66	.00
	TOTAL GERMAN SUMMER TRAVEL	.00	1,895.13	1,984.00	1,895.13	-3,879.13	.00
FUND/SCC-0149237	ROTARY-INTERNAL SERV OTH						
1ST SUBTOTAL-200	EMPLOYEE RETIREMNT & INS.						
233	MEETING EXPENSE-SUP	.00	375.32	.00	375.32	-375.32	.00
	TOTAL EMPLOYEE RETIREMNT & IN	.00	375.32	.00	375.32	-375.32	.00
1ST SUBTOTAL-400	PURCHASED SERVICES						
419	OTHER PROF. & TECH.	.00	5,527.20	.00	5,527.20	-5,527.20	.00
	TOTAL PURCHASED SERVICES	.00	5,527.20	.00	5,527.20	-5,527.20	.00
	TOTAL ROTARY-INTERNAL SERV OT	.00	5,902.52	.00	5,902.52	-5,902.52	.00
FUND/SCC-0149238	RTA TICKETS						
1ST SUBTOTAL-400	PURCHASED SERVICES						
483	TRANSP. FROM OTHER	.00	.00	4,462.50	.00	-4,462.50	.00
	TOTAL PURCHASED SERVICES	.00	.00	4,462.50	.00	-4,462.50	.00
	TOTAL RTA TICKETS	.00	.00	4,462.50	.00	-4,462.50	.00
FUND/SCC-0149241	TRANSCRIPT FEES						
1ST SUBTOTAL-400	PURCHASED SERVICES						
419	OTHER PROF. & TECH.	.00	.00	1,258.57	.00	-1,258.57	.00

POWERSCHOOL
DATE: 08/23/2023
TIME: 08:17:15

SHAKER HEIGHTS CITY SCHOOLS
EXPENDITURE STATUS REPORT

PAGE NUMBER: 7
EXPSTA11

SELECTION CRITERIA: ALL
ACCOUNTING PERIOD: 1/24

SORTED BY: FUND/SCC,1ST SUBTOTAL,ACCOUNT
TOTALLED ON: FUND/SCC,1ST SUBTOTAL
PAGE BREAKS ON:

FUND/SCC-0149241 TRANSCRIPT FEES
1ST SUBTOTAL-400 TRANSCRIPT FEES

ACCOUNT	- - - - TITLE - - - -	BUDGET	PERIOD EXPENDITURES	ENCUMBRANCES OUTSTANDING	YEAR TO DATE EXP	AVAILABLE BALANCE	YTD/ BUD
	TOTAL PURCHASED SERVICES	.00	.00	1,258.57	.00	-1,258.57	.00
	TOTAL TRANSCRIPT FEES	.00	.00	1,258.57	.00	-1,258.57	.00
FUND/SCC-0189288	HIGH SCHOOL						
1ST SUBTOTAL-500	SUPPLIES AND MATERIALS						
511	CLASSROOM SUPPLIES	3,075.90	7,961.29	2,910.60	7,961.29	-7,795.99	353.45
	TOTAL SUPPLIES AND MATERIALS	3,075.90	7,961.29	2,910.60	7,961.29	-7,795.99	353.45
	TOTAL HIGH SCHOOL	3,075.90	7,961.29	2,910.60	7,961.29	-7,795.99	353.45
FUND/SCC-0189289	PTO GRANTS - HIGH SCHOOL						
1ST SUBTOTAL-400	PURCHASED SERVICES						
419	OTHER PROF. & TECH.	.00	300.00	.00	300.00	-300.00	.00
	TOTAL PURCHASED SERVICES	.00	300.00	.00	300.00	-300.00	.00
	TOTAL PTO GRANTS - HIGH SCHOO	.00	300.00	.00	300.00	-300.00	.00
FUND/SCC-0220000	STRS						
1ST SUBTOTAL-200	EMPLOYEE RETIREMNT & INS.						
211	STRS-EMPLOYER'S SHA	.00	-1,731.80	.00	-1,731.80	1,731.80	.00
	TOTAL EMPLOYEE RETIREMNT & IN	.00	-1,731.80	.00	-1,731.80	1,731.80	.00
	TOTAL STRS	.00	-1,731.80	.00	-1,731.80	1,731.80	.00
FUND/SCC-0229269	DEARBORN OPT LIFE INSUR						
1ST SUBTOTAL-200	EMPLOYEE RETIREMNT & INS.						
242	LIFE INSURANCE	.00	5,046.17	.00	5,046.17	-5,046.17	.00
	TOTAL EMPLOYEE RETIREMNT & IN	.00	5,046.17	.00	5,046.17	-5,046.17	.00
	TOTAL DEARBORN OPT LIFE INSUR	.00	5,046.17	.00	5,046.17	-5,046.17	.00
FUND/SCC-0229270	STRS PICKUP						
1ST SUBTOTAL-200	EMPLOYEE RETIREMNT & INS.						
212	STRS-EMPLOYER'S SHA	.00	.00	.00	.00	.00	.00
	TOTAL EMPLOYEE RETIREMNT & IN	.00	.00	.00	.00	.00	.00
	TOTAL STRS PICKUP	.00	.00	.00	.00	.00	.00
FUND/SCC-0229271	MEDICARE TAX						
1ST SUBTOTAL-200	EMPLOYEE RETIREMNT & INS.						
213	SOCIAL SECURITY	.00	.00	.00	.00	.00	.00
223	SOCIAL SECURITY	.00	.00	.00	.00	.00	.00
	TOTAL EMPLOYEE RETIREMNT & IN	.00	.00	.00	.00	.00	.00
	TOTAL MEDICARE TAX	.00	.00	.00	.00	.00	.00

POWERSCHOOL
DATE: 08/23/2023
TIME: 08:17:15

SHAKER HEIGHTS CITY SCHOOLS
EXPENDITURE STATUS REPORT

PAGE NUMBER: 8
EXPSTA11

SELECTION CRITERIA: ALL
ACCOUNTING PERIOD: 1/24

SORTED BY: FUND/SCC,1ST SUBTOTAL,ACCOUNT
TOTALLED ON: FUND/SCC,1ST SUBTOTAL
PAGE BREAKS ON:

FUND/SCC-0229271 MEDICARE TAX
1ST SUBTOTAL-200 MEDICARE TAX

ACCOUNT	- - - - TITLE - - - -	BUDGET	PERIOD EXPENDITURES	ENCUMBRANCES OUTSTANDING	YEAR TO DATE EXP	AVAILABLE BALANCE	YTD/ BUD
FUND/SCC-0229272 SERS							
1ST SUBTOTAL-200	EMPLOYEE RETIREMNT & INS.						
221	SERS-EMPLOYER'S SHA	.00	5,424.74	.00	5,424.74	-5,424.74	.00
	TOTAL EMPLOYEE RETIREMNT & IN	.00	5,424.74	.00	5,424.74	-5,424.74	.00
	TOTAL SERS	.00	5,424.74	.00	5,424.74	-5,424.74	.00
FUND/SCC-0229273 SERS PICKUP							
1ST SUBTOTAL-200	EMPLOYEE RETIREMNT & INS.						
222	SERS-EMPLOYER'S SHA	.00	.00	.00	.00	.00	.00
	TOTAL EMPLOYEE RETIREMNT & IN	.00	.00	.00	.00	.00	.00
	TOTAL SERS PICKUP	.00	.00	.00	.00	.00	.00
FUND/SCC-0229282 OTHER MISC							
1ST SUBTOTAL-800	OTHER OBJECTS						
849	OTHER DUES AND FEES	.00	-155.39	.00	-155.39	155.39	.00
	TOTAL OTHER OBJECTS	.00	-155.39	.00	-155.39	155.39	.00
	TOTAL OTHER MISC	.00	-155.39	.00	-155.39	155.39	.00
FUND/SCC-0229290 ALLSTATE VOLUNTARY INSURA							
1ST SUBTOTAL-200	EMPLOYEE RETIREMNT & INS.						
242	LIFE INSURANCE	.00	18,772.26	.00	18,772.26	-18,772.26	.00
	TOTAL EMPLOYEE RETIREMNT & IN	.00	18,772.26	.00	18,772.26	-18,772.26	.00
	TOTAL ALLSTATE VOLUNTARY INSU	.00	18,772.26	.00	18,772.26	-18,772.26	.00
FUND/SCC-0229291 LINCOLN NATIONAL LTD							
1ST SUBTOTAL-200	EMPLOYEE RETIREMNT & INS.						
242	LIFE INSURANCE	.00	4,435.90	.00	4,435.90	-4,435.90	.00
	TOTAL EMPLOYEE RETIREMNT & IN	.00	4,435.90	.00	4,435.90	-4,435.90	.00
	TOTAL LINCOLN NATIONAL LTD	.00	4,435.90	.00	4,435.90	-4,435.90	.00
FUND/SCC-0229293 MEDICAL MUTUAL FLEX PLAN							
1ST SUBTOTAL-800	OTHER OBJECTS						
849	OTHER DUES AND FEES	.00	1,015.20	.00	1,015.20	-1,015.20	.00
859	OTHER INSURANCE	.00	15,617.74	.00	15,617.74	-15,617.74	.00
	TOTAL OTHER OBJECTS	.00	16,632.94	.00	16,632.94	-16,632.94	.00
	TOTAL MEDICAL MUTUAL FLEX PLA	.00	16,632.94	.00	16,632.94	-16,632.94	.00
FUND/SCC-0229294 LEGAL SHIELD EMPLOYEE PD							
1ST SUBTOTAL-200	EMPLOYEE RETIREMNT & INS.						

POWERSCHOOL
DATE: 08/23/2023
TIME: 08:17:15

SHAKER HEIGHTS CITY SCHOOLS
EXPENDITURE STATUS REPORT

PAGE NUMBER: 9
EXPSTA11

SELECTION CRITERIA: ALL
ACCOUNTING PERIOD: 1/24

SORTED BY: FUND/SCC,1ST SUBTOTAL,ACCOUNT
TOTALLED ON: FUND/SCC,1ST SUBTOTAL
PAGE BREAKS ON:

FUND/SCC-0229294 LEGAL SHIELD EMPLOYEE PD
1ST SUBTOTAL-200 LEGAL SHIELD EMPLOYEE PD

ACCOUNT	- - - - - TITLE - - - - -	BUDGET	PERIOD EXPENDITURES	ENCUMBRANCES OUTSTANDING	YEAR TO DATE EXP	AVAILABLE BALANCE	YTD/ BUD
242	LIFE INSURANCE	.00	1,427.70	.00	1,427.70	-1,427.70	.00
	TOTAL EMPLOYEE RETIREMNT & IN	.00	1,427.70	.00	1,427.70	-1,427.70	.00
	TOTAL LEGAL SHIELD EMPLOYEE P	.00	1,427.70	.00	1,427.70	-1,427.70	.00

FUND/SCC-0229802 LAUREL SCHOOL-AGENCY							
1ST SUBTOTAL-100 PERSONAL SERVICES							
111	REGULAR	.00	8,229.66	.00	8,229.66	-8,229.66	.00
	TOTAL PERSONAL SERVICES	.00	8,229.66	.00	8,229.66	-8,229.66	.00

1ST SUBTOTAL-200 EMPLOYEE RETIREMNT & INS.							
211	STRS-EMPLOYER'S SHA	.00	1,152.16	.00	1,152.16	-1,152.16	.00
213	SOCIAL SECURITY	.00	115.18	.00	115.18	-115.18	.00
241	MEDICAL/HOSPITALIZA	.00	1,456.44	.00	1,456.44	-1,456.44	.00
242	LIFE INSURANCE	.00	6.40	.00	6.40	-6.40	.00
243	DENTAL INSURANCE	.00	96.78	.00	96.78	-96.78	.00
249	CERTIFIED OTHER INS	.00	361.60	.00	361.60	-361.60	.00
	TOTAL EMPLOYEE RETIREMNT & IN	.00	3,188.56	.00	3,188.56	-3,188.56	.00
	TOTAL LAUREL SCHOOL-AGENCY	.00	11,418.22	.00	11,418.22	-11,418.22	.00

FUND/SCC-0229804 GRANT HOLDING ACCOUNT							
1ST SUBTOTAL-500 SUPPLIES AND MATERIALS							
511	CLASSROOM SUPPLIES	.00	545,952.37	.00	545,952.37	-545,952.37	.00
	TOTAL SUPPLIES AND MATERIALS	.00	545,952.37	.00	545,952.37	-545,952.37	.00
	TOTAL GRANT HOLDING ACCOUNT	.00	545,952.37	.00	545,952.37	-545,952.37	.00

FUND/SCC-0229806 UNIVERSITY SCHOOL-AGENCY							
1ST SUBTOTAL-100 PERSONAL SERVICES							
111	REGULAR	.00	7,766.68	.00	7,766.68	-7,766.68	.00
	TOTAL PERSONAL SERVICES	.00	7,766.68	.00	7,766.68	-7,766.68	.00

1ST SUBTOTAL-200 EMPLOYEE RETIREMNT & INS.							
211	STRS-EMPLOYER'S SHA	.00	1,087.34	.00	1,087.34	-1,087.34	.00
213	SOCIAL SECURITY	.00	108.46	.00	108.46	-108.46	.00
241	MEDICAL/HOSPITALIZA	.00	1,456.44	.00	1,456.44	-1,456.44	.00
242	LIFE INSURANCE	.00	6.40	.00	6.40	-6.40	.00
243	DENTAL INSURANCE	.00	96.78	.00	96.78	-96.78	.00
249	CERTIFIED OTHER INS	.00	361.60	.00	361.60	-361.60	.00
	TOTAL EMPLOYEE RETIREMNT & IN	.00	3,117.02	.00	3,117.02	-3,117.02	.00
	TOTAL UNIVERSITY SCHOOL-AGENC	.00	10,883.70	.00	10,883.70	-10,883.70	.00

FUND/SCC-0240000 EMP. BEN/SELF INS.PRESCRI
1ST SUBTOTAL-800 OTHER OBJECTS

POWERSCHOOL
DATE: 08/23/2023
TIME: 08:17:15

SHAKER HEIGHTS CITY SCHOOLS
EXPENDITURE STATUS REPORT

PAGE NUMBER: 10
EXPSTA11

SELECTION CRITERIA: ALL
ACCOUNTING PERIOD: 1/24

SORTED BY: FUND/SCC,1ST SUBTOTAL,ACCOUNT
TOTALLED ON: FUND/SCC,1ST SUBTOTAL
PAGE BREAKS ON:

FUND/SCC-0240000 EMP. BEN/SELF INS.PRESCRI
1ST SUBTOTAL-800 EMP. BEN/SELF INS.PRESCRI

ACCOUNT	- - - - TITLE - - - -	BUDGET	PERIOD EXPENDITURES	ENCUMBRANCES OUTSTANDING	YEAR TO DATE EXP	AVAILABLE BALANCE	YTD/ BUD
856	BENEFITS AND CLAIMS	.00	243,899.16	.00	243,899.16	-243,899.16	.00
	TOTAL OTHER OBJECTS	.00	243,899.16	.00	243,899.16	-243,899.16	.00
	TOTAL EMP. BEN/SELF INS.PRESC	.00	243,899.16	.00	243,899.16	-243,899.16	.00
FUND/SCC-0249261 EMP. BEN/SELF INS./DENTAL							
1ST SUBTOTAL-400	PURCHASED SERVICES						
491	THIRD PARTY ADMINIS	.00	2,562.56	.00	2,562.56	-2,562.56	.00
	TOTAL PURCHASED SERVICES	.00	2,562.56	.00	2,562.56	-2,562.56	.00
1ST SUBTOTAL-800 OTHER OBJECTS							
856	BENEFITS AND CLAIMS	.00	64,629.80	.00	64,629.80	-64,629.80	.00
	TOTAL OTHER OBJECTS	.00	64,629.80	.00	64,629.80	-64,629.80	.00
	TOTAL EMP. BEN/SELF INS./DENT	.00	67,192.36	.00	67,192.36	-67,192.36	.00
FUND/SCC-0249262 EMP. BEN/SELF INS./HEALTH							
1ST SUBTOTAL-400	PURCHASED SERVICES						
491	THIRD PARTY ADMINIS	.00	26,979.12	.00	26,979.12	-26,979.12	.00
492	STOP LOSS INSURANCE	.00	97,728.61	.00	97,728.61	-97,728.61	.00
499	OTHER PURCHASED SER	.00	4,100.00	.00	4,100.00	-4,100.00	.00
	TOTAL PURCHASED SERVICES	.00	128,807.73	.00	128,807.73	-128,807.73	.00
1ST SUBTOTAL-800 OTHER OBJECTS							
856	BENEFITS AND CLAIMS	.00	846,780.12	.00	846,780.12	-846,780.12	.00
889	OTHER AWARDS AND PR	.00	1,500.00	45,800.00	1,500.00	-47,300.00	.00
	TOTAL OTHER OBJECTS	.00	848,280.12	45,800.00	848,280.12	-894,080.12	.00
	TOTAL EMP. BEN/SELF INS./HEAL	.00	977,087.85	45,800.00	977,087.85	-1,022,887.85	.00
FUND/SCC-0249264 EMP. BEN/SELF INS./COBRA							
1ST SUBTOTAL-800	OTHER OBJECTS						
856	BENEFITS AND CLAIMS	.00	229.04	.00	229.04	-229.04	.00
	TOTAL OTHER OBJECTS	.00	229.04	.00	229.04	-229.04	.00
	TOTAL EMP. BEN/SELF INS./COBR	.00	229.04	.00	229.04	-229.04	.00
FUND/SCC-0249270 DEARBORN LIFE INSURANCE							
1ST SUBTOTAL-200	EMPLOYEE RETIREMNT & INS.						
242	LIFE INSURANCE	.00	5,218.56	.00	5,218.56	-5,218.56	.00
	TOTAL EMPLOYEE RETIREMNT & IN	.00	5,218.56	.00	5,218.56	-5,218.56	.00
	TOTAL DEARBORN LIFE INSURANCE	.00	5,218.56	.00	5,218.56	-5,218.56	.00
FUND/SCC-2009502 CHEERLEADERS							
1ST SUBTOTAL-500	SUPPLIES AND MATERIALS						

POWERSCHOOL
DATE: 08/23/2023
TIME: 08:17:15

SHAKER HEIGHTS CITY SCHOOLS
EXPENDITURE STATUS REPORT

PAGE NUMBER: 11
EXPSTA11

SELECTION CRITERIA: ALL
ACCOUNTING PERIOD: 1/24

SORTED BY: FUND/SCC,1ST SUBTOTAL,ACCOUNT
TOALED ON: FUND/SCC,1ST SUBTOTAL
PAGE BREAKS ON:

FUND/SCC-2009502 CHEERLEADERS
1ST SUBTOTAL-500 CHEERLEADERS

ACCOUNT	- - - - TITLE - - - -	BUDGET	PERIOD EXPENDITURES	ENCUMBRANCES OUTSTANDING	YEAR TO DATE EXP	AVAILABLE BALANCE	YTD/ BUD
519	OTHER GENERAL SUPPL	5,785.00	3,796.74	1,823.76	3,796.74	164.50	97.16
	TOTAL SUPPLIES AND MATERIALS	5,785.00	3,796.74	1,823.76	3,796.74	164.50	97.16
1ST SUBTOTAL-800	OTHER OBJECTS						
849	OTHER DUES AND FEES	.00	.00	1,400.00	.00	-1,400.00	.00
	TOTAL OTHER OBJECTS	.00	.00	1,400.00	.00	-1,400.00	.00
	TOTAL CHEERLEADERS	5,785.00	3,796.74	3,223.76	3,796.74	-1,235.50	121.36
FUND/SCC-2009521	DRAMA						
1ST SUBTOTAL-400	PURCHASED SERVICES						
419	OTHER PROF. & TECH.	.00	.00	3,010.00	.00	-3,010.00	.00
	TOTAL PURCHASED SERVICES	.00	.00	3,010.00	.00	-3,010.00	.00
	TOTAL DRAMA	.00	.00	3,010.00	.00	-3,010.00	.00
FUND/SCC-2009531	INSTRUMENTAL						
1ST SUBTOTAL-400	PURCHASED SERVICES						
419	OTHER PROF. & TECH.	270.00	65.00	5,269.00	65.00	-5,064.00	1975.56
432	CERTIFIED MEETING E	232.00	.00	232.00	.00	.00	100.00
	TOTAL PURCHASED SERVICES	502.00	65.00	5,501.00	65.00	-5,064.00	1108.76
1ST SUBTOTAL-500	SUPPLIES AND MATERIALS						
519	OTHER GENERAL SUPPL	.00	.00	2,600.00	.00	-2,600.00	.00
	TOTAL SUPPLIES AND MATERIALS	.00	.00	2,600.00	.00	-2,600.00	.00
	TOTAL INSTRUMENTAL	502.00	65.00	8,101.00	65.00	-7,664.00	1626.69
FUND/SCC-2009534	RUGBY CLUB						
1ST SUBTOTAL-500	SUPPLIES AND MATERIALS						
519	OTHER GENERAL SUPPL	.00	.00	48.00	.00	-48.00	.00
	TOTAL SUPPLIES AND MATERIALS	.00	.00	48.00	.00	-48.00	.00
	TOTAL RUGBY CLUB	.00	.00	48.00	.00	-48.00	.00
FUND/SCC-2009547	MINORITY ACHIEVE GIRLS						
1ST SUBTOTAL-500	SUPPLIES AND MATERIALS						
519	OTHER GENERAL SUPPL	.00	287.50	.00	287.50	-287.50	.00
	TOTAL SUPPLIES AND MATERIALS	.00	287.50	.00	287.50	-287.50	.00
	TOTAL MINORITY ACHIEVE GIRLS	.00	287.50	.00	287.50	-287.50	.00
FUND/SCC-2009586	RAIDERETTES (STUDENT ACTI						
1ST SUBTOTAL-500	SUPPLIES AND MATERIALS						
519	OTHER GENERAL SUPPL	.00	.00	3,435.60	.00	-3,435.60	.00
	TOTAL SUPPLIES AND MATERIALS	.00	.00	3,435.60	.00	-3,435.60	.00

POWERSCHOOL
DATE: 08/23/2023
TIME: 08:17:15

SHAKER HEIGHTS CITY SCHOOLS
EXPENDITURE STATUS REPORT

PAGE NUMBER: 12
EXPSTA11

SELECTION CRITERIA: ALL
ACCOUNTING PERIOD: 1/24

SORTED BY: FUND/SCC,1ST SUBTOTAL,ACCOUNT
TOALED ON: FUND/SCC,1ST SUBTOTAL
PAGE BREAKS ON:

FUND/SCC-2009586 RAIDERETTES (STUDENT ACTI
1ST SUBTOTAL-500 RAIDERETTES (STUDENT ACTI

ACCOUNT	- - - - TITLE - - - -	BUDGET	PERIOD EXPENDITURES	ENCUMBRANCES OUTSTANDING	YEAR TO DATE EXP	AVAILABLE BALANCE	YTD/ BUD
	TOTAL RAIDERETTES (STUDENT AC	.00	.00	3,435.60	.00	-3,435.60	.00
FUND/SCC-2009610	HS CLASS OF 2024						
1ST SUBTOTAL-500	SUPPLIES AND MATERIALS						
519	OTHER GENERAL SUPPL	.00	.00	2,825.55	.00	-2,825.55	.00
	TOTAL SUPPLIES AND MATERIALS	.00	.00	2,825.55	.00	-2,825.55	.00
	TOTAL HS CLASS OF 2024	.00	.00	2,825.55	.00	-2,825.55	.00
FUND/SCC-3009601	H.S. MEN'S ATHLETICS						
1ST SUBTOTAL-400	PURCHASED SERVICES						
419	OTHER PROF. & TECH.	.00	5,986.35	14,230.00	5,986.35	-20,216.35	.00
425	RENTALS	.00	.00	1,750.00	.00	-1,750.00	.00
439	OTHER TRAV./MEET EX	.00	1,987.00	.00	1,987.00	-1,987.00	.00
483	TRANSP. FROM OTHER	.00	.00	50,000.00	.00	-50,000.00	.00
	TOTAL PURCHASED SERVICES	.00	7,973.35	65,980.00	7,973.35	-73,953.35	.00
1ST SUBTOTAL-500	SUPPLIES AND MATERIALS						
519	OTHER GENERAL SUPPL	426.38	2,159.90	6,892.96	2,159.90	-8,626.48	2123.19
560	FOOD & MATERIALS	.00	90.75	281.35	90.75	-372.10	.00
	TOTAL SUPPLIES AND MATERIALS	426.38	2,250.65	7,174.31	2,250.65	-8,998.58	2210.46
1ST SUBTOTAL-600	CAPITAL OUTLAY						
640	EQUIPMENT	.00	4.88	26,097.57	4.88	-26,102.45	.00
	TOTAL CAPITAL OUTLAY	.00	4.88	26,097.57	4.88	-26,102.45	.00
1ST SUBTOTAL-800	OTHER OBJECTS						
849	OTHER DUES AND FEES	113.00	7,594.00	358.00	7,594.00	-7,839.00	7037.17
880	AWARDS AND PRIZES	59.90	.00	59.90	.00	.00	100.00
	TOTAL OTHER OBJECTS	172.90	7,594.00	417.90	7,594.00	-7,839.00	4633.83
	TOTAL H.S. MEN'S ATHLETICS	599.28	17,822.88	99,669.78	17,822.88	-116,893.38	19605.64
FUND/SCC-3009602	M.S. ATHLETICS						
1ST SUBTOTAL-500	SUPPLIES AND MATERIALS						
519	OTHER GENERAL SUPPL	350.96	.00	644.40	.00	-293.44	183.61
	TOTAL SUPPLIES AND MATERIALS	350.96	.00	644.40	.00	-293.44	183.61
	TOTAL M.S. ATHLETICS	350.96	.00	644.40	.00	-293.44	183.61
FUND/SCC-3009603	H.S. WOMEN'S ATHLETICS						
1ST SUBTOTAL-400	PURCHASED SERVICES						
419	OTHER PROF. & TECH.	.00	.00	13,690.00	.00	-13,690.00	.00
425	RENTALS	.00	.00	1,750.00	.00	-1,750.00	.00
439	OTHER TRAV./MEET EX	.00	6,092.80	.00	6,092.80	-6,092.80	.00

POWERSCHOOL
DATE: 08/23/2023
TIME: 08:17:15

SHAKER HEIGHTS CITY SCHOOLS
EXPENDITURE STATUS REPORT

PAGE NUMBER: 13
EXPSTA11

SELECTION CRITERIA: ALL
ACCOUNTING PERIOD: 1/24

SORTED BY: FUND/SCC,1ST SUBTOTAL,ACCOUNT
TOTALLED ON: FUND/SCC,1ST SUBTOTAL
PAGE BREAKS ON:

FUND/SCC-3009603 H.S. WOMEN'S ATHLETICS
1ST SUBTOTAL-400 H.S. WOMEN'S ATHLETICS

ACCOUNT	- - - - TITLE - - - -	BUDGET	PERIOD EXPENDITURES	ENCUMBRANCES OUTSTANDING	YEAR TO DATE EXP	AVAILABLE BALANCE	YTD/ BUD
483	TRANSP. FROM OTHER	.00	.00	25,000.00	.00	-25,000.00	.00
	TOTAL PURCHASED SERVICES	.00	6,092.80	40,440.00	6,092.80	-46,532.80	.00
1ST SUBTOTAL-500	SUPPLIES AND MATERIALS						
519	OTHER GENERAL SUPPL	18,552.95	8,116.35	30,543.31	8,116.35	-20,106.71	208.37
560	FOOD & MATERIALS	.00	1,506.35	280.00	1,506.35	-1,786.35	.00
	TOTAL SUPPLIES AND MATERIALS	18,552.95	9,622.70	30,823.31	9,622.70	-21,893.06	218.00
1ST SUBTOTAL-600	CAPITAL OUTLAY						
640	EQUIPMENT	.00	.00	6,728.46	.00	-6,728.46	.00
	TOTAL CAPITAL OUTLAY	.00	.00	6,728.46	.00	-6,728.46	.00
1ST SUBTOTAL-800	OTHER OBJECTS						
849	OTHER DUES AND FEES	305.00	7,397.00	550.00	7,397.00	-7,642.00	2605.57
880	AWARDS AND PRIZES	63.80	.00	63.80	.00	.00	100.00
	TOTAL OTHER OBJECTS	368.80	7,397.00	613.80	7,397.00	-7,642.00	2172.13
	TOTAL H.S. WOMEN'S ATHLETICS	18,921.75	23,112.50	78,605.57	23,112.50	-82,796.32	537.57
FUND/SCC-3009609	GIRLS TRACK FUNDRAISER						
1ST SUBTOTAL-500	SUPPLIES AND MATERIALS						
519	OTHER GENERAL SUPPL	.00	300.00	.00	300.00	-300.00	.00
	TOTAL SUPPLIES AND MATERIALS	.00	300.00	.00	300.00	-300.00	.00
	TOTAL GIRLS TRACK FUNDRAISER	.00	300.00	.00	300.00	-300.00	.00
FUND/SCC-3009613	FOOTBALL FUNDRAISER						
1ST SUBTOTAL-500	SUPPLIES AND MATERIALS						
519	OTHER GENERAL SUPPL	.00	3,955.92	.00	3,955.92	-3,955.92	.00
	TOTAL SUPPLIES AND MATERIALS	.00	3,955.92	.00	3,955.92	-3,955.92	.00
	TOTAL FOOTBALL FUNDRAISER	.00	3,955.92	.00	3,955.92	-3,955.92	.00
FUND/SCC-3009614	BASKETBALL FUNDRAISER						
1ST SUBTOTAL-500	SUPPLIES AND MATERIALS						
519	OTHER GENERAL SUPPL	.00	2,554.89	22.88	2,554.89	-2,577.77	.00
	TOTAL SUPPLIES AND MATERIALS	.00	2,554.89	22.88	2,554.89	-2,577.77	.00
1ST SUBTOTAL-800	OTHER OBJECTS						
849	OTHER DUES AND FEES	.00	150.00	.00	150.00	-150.00	.00
	TOTAL OTHER OBJECTS	.00	150.00	.00	150.00	-150.00	.00
	TOTAL BASKETBALL FUNDRAISER	.00	2,704.89	22.88	2,704.89	-2,727.77	.00
FUND/SCC-3009617	TENNIS FUNDRAISER						
1ST SUBTOTAL-500	SUPPLIES AND MATERIALS						

POWERSCHOOL
DATE: 08/23/2023
TIME: 08:17:15

SHAKER HEIGHTS CITY SCHOOLS
EXPENDITURE STATUS REPORT

PAGE NUMBER: 14
EXPSTA11

SELECTION CRITERIA: ALL
ACCOUNTING PERIOD: 1/24

SORTED BY: FUND/SCC,1ST SUBTOTAL,ACCOUNT
TOTALLED ON: FUND/SCC,1ST SUBTOTAL
PAGE BREAKS ON:

FUND/SCC-3009617 TENNIS FUNDRAISER
1ST SUBTOTAL-500 TENNIS FUNDRAISER

ACCOUNT	- - - - TITLE - - - -	BUDGET	PERIOD EXPENDITURES	ENCUMBRANCES OUTSTANDING	YEAR TO DATE EXP	AVAILABLE BALANCE	YTD/ BUD
519	OTHER GENERAL SUPPL	.00	-25.43	.00	-25.43	25.43	.00
	TOTAL SUPPLIES AND MATERIALS	.00	-25.43	.00	-25.43	25.43	.00
	TOTAL TENNIS FUNDRAISER	.00	-25.43	.00	-25.43	25.43	.00
FUND/SCC-3009620 GIRLS CROSS COUNTRY FUND							
1ST SUBTOTAL-500 SUPPLIES AND MATERIALS							
519	OTHER GENERAL SUPPL	.00	700.00	.00	700.00	-700.00	.00
	TOTAL SUPPLIES AND MATERIALS	.00	700.00	.00	700.00	-700.00	.00
	TOTAL GIRLS CROSS COUNTRY FUN	.00	700.00	.00	700.00	-700.00	.00
FUND/SCC-3009628 BOYS TRACK							
1ST SUBTOTAL-500 SUPPLIES AND MATERIALS							
519	OTHER GENERAL SUPPL	1,537.50	.00	1,537.50	.00	.00	100.00
	TOTAL SUPPLIES AND MATERIALS	1,537.50	.00	1,537.50	.00	.00	100.00
	TOTAL BOYS TRACK	1,537.50	.00	1,537.50	.00	.00	100.00
FUND/SCC-3009631 ARBITER PAY - ATHLETICS							
1ST SUBTOTAL-400 PURCHASED SERVICES							
419	OTHER PROF. & TECH.	.00	25,000.00	.00	25,000.00	-25,000.00	.00
	TOTAL PURCHASED SERVICES	.00	25,000.00	.00	25,000.00	-25,000.00	.00
	TOTAL ARBITER PAY - ATHLETICS	.00	25,000.00	.00	25,000.00	-25,000.00	.00
FUND/SCC-4019303 ST DOMINIC FY 23							
1ST SUBTOTAL-100 PERSONAL SERVICES							
111	REGULAR	.00	3,110.34	.00	3,110.34	-3,110.34	.00
141	REGULAR	.00	2,291.16	.00	2,291.16	-2,291.16	.00
	TOTAL PERSONAL SERVICES	.00	5,401.50	.00	5,401.50	-5,401.50	.00
1ST SUBTOTAL-200 EMPLOYEE RETIREMNT & INS.							
211	STRS-EMPLOYER'S SHA	.00	435.44	.00	435.44	-435.44	.00
213	SOCIAL SECURITY	.00	29.82	.00	29.82	-29.82	.00
221	SERS-EMPLOYER'S SHA	.00	359.72	.00	359.72	-359.72	.00
223	SOCIAL SECURITY	.00	30.42	.00	30.42	-30.42	.00
241	MEDICAL/HOSPITALIZA	.00	873.86	.00	873.86	-873.86	.00
242	LIFE INSURANCE	.00	3.84	.00	3.84	-3.84	.00
243	DENTAL INSURANCE	.00	58.72	.00	58.72	-58.72	.00
249	CERTIFIED OTHER INS	.00	216.96	.00	216.96	-216.96	.00
251	MEDICAL/HOSPITALIZA	.00	556.98	.00	556.98	-556.98	.00
252	LIFE INSURANCE	.00	6.40	.00	6.40	-6.40	.00
253	DENTAL INSURANCE	.00	33.91	.00	33.91	-33.91	.00
259	NONCERTIFIED INS BE	.00	137.00	.00	137.00	-137.00	.00
	TOTAL EMPLOYEE RETIREMNT & IN	.00	2,743.07	.00	2,743.07	-2,743.07	.00

POWERSCHOOL
DATE: 08/23/2023
TIME: 08:17:15

SHAKER HEIGHTS CITY SCHOOLS
EXPENDITURE STATUS REPORT

PAGE NUMBER: 15
EXPSTA11

SELECTION CRITERIA: ALL
ACCOUNTING PERIOD: 1/24

SORTED BY: FUND/SCC,1ST SUBTOTAL,ACCOUNT
TOEALED ON: FUND/SCC,1ST SUBTOTAL
PAGE BREAKS ON:

FUND/SCC-4019303 ST DOMINIC FY 23
1ST SUBTOTAL-200 ST DOMINIC FY 23

ACCOUNT	- - - - TITLE - - - -	BUDGET	PERIOD EXPENDITURES	ENCUMBRANCES OUTSTANDING	YEAR TO DATE EXP	AVAILABLE BALANCE	YTD/ BUD
TOTAL ST DOMINIC FY 23		.00	8,144.57	.00	8,144.57	-8,144.57	.00
FUND/SCC-4019304 ST DOMINIC FY 24							
1ST SUBTOTAL-400 PURCHASED SERVICES							
419 OTHER PROF. & TECH.		.00	.00	135,000.00	.00	-135,000.00	.00
TOTAL PURCHASED SERVICES		.00	.00	135,000.00	.00	-135,000.00	.00
1ST SUBTOTAL-500 SUPPLIES AND MATERIALS							
511 CLASSROOM SUPPLIES		.00	3,786.76	1,698.89	3,786.76	-5,485.65	.00
514 HEALTH & HYGIENE SU		.00	188.00	70.00	188.00	-258.00	.00
521 NEW TEXTBOOKS		.00	24,268.16	1,568.00	24,268.16	-25,836.16	.00
542 PERIODICALS		.00	1,273.47	.00	1,273.47	-1,273.47	.00
TOTAL SUPPLIES AND MATERIALS		.00	29,516.39	3,336.89	29,516.39	-32,853.28	.00
TOTAL ST DOMINIC FY 24		.00	29,516.39	138,336.89	29,516.39	-167,853.28	.00
FUND/SCC-4999023 PARENT MENTOR GRANT FY23							
1ST SUBTOTAL-100 PERSONAL SERVICES							
141 REGULAR		.00	1,359.74	.00	1,359.74	-1,359.74	.00
TOTAL PERSONAL SERVICES		.00	1,359.74	.00	1,359.74	-1,359.74	.00
1ST SUBTOTAL-200 EMPLOYEE RETIREMNT & INS.							
221 SERS-EMPLOYER'S SHA		.00	213.48	.00	213.48	-213.48	.00
223 SOCIAL SECURITY		.00	19.70	.00	19.70	-19.70	.00
252 LIFE INSURANCE		.00	4.80	.00	4.80	-4.80	.00
TOTAL EMPLOYEE RETIREMNT & IN		.00	237.98	.00	237.98	-237.98	.00
1ST SUBTOTAL-500 SUPPLIES AND MATERIALS							
519 OTHER GENERAL SUPPL		.00	-1,597.72	.00	-1,597.72	1,597.72	.00
TOTAL SUPPLIES AND MATERIALS		.00	-1,597.72	.00	-1,597.72	1,597.72	.00
TOTAL PARENT MENTOR GRANT FY2		.00	.00	.00	.00	.00	.00
FUND/SCC-4999701 WATER BOTTLE REFILL FY23							
1ST SUBTOTAL-600 CAPITAL OUTLAY							
645 CAPITALIZED EQUIPME		.00	10,000.00	.00	10,000.00	-10,000.00	.00
TOTAL CAPITAL OUTLAY		.00	10,000.00	.00	10,000.00	-10,000.00	.00
TOTAL WATER BOTTLE REFILL FY2		.00	10,000.00	.00	10,000.00	-10,000.00	.00
FUND/SCC-4999801 DIESEL MITIGATION FY21							
1ST SUBTOTAL-600 CAPITAL OUTLAY							
660 SCHOOL BUSES		50,000.00	50,000.00	.00	50,000.00	.00	100.00
TOTAL CAPITAL OUTLAY		50,000.00	50,000.00	.00	50,000.00	.00	100.00

POWERSCHOOL
DATE: 08/23/2023
TIME: 08:17:15

SHAKER HEIGHTS CITY SCHOOLS
EXPENDITURE STATUS REPORT

PAGE NUMBER: 16
EXPSTA11

SELECTION CRITERIA: ALL
ACCOUNTING PERIOD: 1/24

SORTED BY: FUND/SCC,1ST SUBTOTAL,ACCOUNT
TOTALD ON: FUND/SCC,1ST SUBTOTAL
PAGE BREAKS ON:

FUND/SCC-4999801 DIESEL MITIGATION FY21
1ST SUBTOTAL-600 DIESEL MITIGATION FY21

ACCOUNT	TITLE	BUDGET	PERIOD EXPENDITURES	ENCUMBRANCES OUTSTANDING	YEAR TO DATE EXP	AVAILABLE BALANCE	YTD/ BUD
TOTAL DIESEL MITIGATION FY21		50,000.00	50,000.00	.00	50,000.00	.00	100.00
FUND/SCC-5079003 ARP ESSER FY23							
1ST SUBTOTAL-100 PERSONAL SERVICES							
111	REGULAR	.00	192,434.20	.00	192,434.20	-192,434.20	.00
112	TEMPORARY	.00	30,187.50	.00	30,187.50	-30,187.50	.00
119	OTHER CERTIFIED SAL	.00	72,584.23	.00	72,584.23	-72,584.23	.00
121	SICK LEAVE	.00	1,766.67	.00	1,766.67	-1,766.67	.00
122	PERSONAL LEAVE	.00	2,038.44	.00	2,038.44	-2,038.44	.00
125	PROFESSIONAL LEAVE	.00	1,033.23	.00	1,033.23	-1,033.23	.00
127	JURY DUTY	.00	190.34	.00	190.34	-190.34	.00
149	OTHER NONCERTIFIED	.00	22,951.86	.00	22,951.86	-22,951.86	.00
TOTAL PERSONAL SERVICES		.00	323,186.47	.00	323,186.47	-323,186.47	.00
1ST SUBTOTAL-200 EMPLOYEE RETIREMNT & INS.							
211	STRS-EMPLOYER'S SHA	.00	42,029.99	.00	42,029.99	-42,029.99	.00
213	SOCIAL SECURITY	.00	4,241.53	.00	4,241.53	-4,241.53	.00
221	SERS-EMPLOYER'S SHA	.00	3,482.28	.00	3,482.28	-3,482.28	.00
223	SOCIAL SECURITY	.00	321.50	.00	321.50	-321.50	.00
241	MEDICAL/HOSPITALIZA	.00	31,897.80	.00	31,897.80	-31,897.80	.00
242	LIFE INSURANCE	.00	179.30	.00	179.30	-179.30	.00
243	DENTAL INSURANCE	.00	2,167.26	.00	2,167.26	-2,167.26	.00
249	CERTIFIED OTHER INS	.00	7,913.10	.00	7,913.10	-7,913.10	.00
TOTAL EMPLOYEE RETIREMNT & IN		.00	92,232.76	.00	92,232.76	-92,232.76	.00
1ST SUBTOTAL-400 PURCHASED SERVICES							
419	OTHER PROF. & TECH.	12,813.00	.00	12,813.00	.00	.00	100.00
TOTAL PURCHASED SERVICES		12,813.00	.00	12,813.00	.00	.00	100.00
1ST SUBTOTAL-500 SUPPLIES AND MATERIALS							
511	CLASSROOM SUPPLIES	.00	-415,677.89	.00	-415,677.89	415,677.89	.00
519	OTHER GENERAL SUPPL	1,250.00	258.66	1,296.72	258.66	-305.38	124.43
TOTAL SUPPLIES AND MATERIALS		1,250.00	-415,419.23	1,296.72	-415,419.23	415,372.51	-33129.80
TOTAL ARP ESSER FY23		14,063.00	.00	14,109.72	.00	-46.72	100.33
FUND/SCC-5169000 ARP IDEA B FY23							
1ST SUBTOTAL-100 PERSONAL SERVICES							
112	TEMPORARY	.00	5,708.00	.00	5,708.00	-5,708.00	.00
TOTAL PERSONAL SERVICES		.00	5,708.00	.00	5,708.00	-5,708.00	.00
1ST SUBTOTAL-200 EMPLOYEE RETIREMNT & INS.							
211	STRS-EMPLOYER'S SHA	.00	799.12	.00	799.12	-799.12	.00
213	SOCIAL SECURITY	.00	80.41	.00	80.41	-80.41	.00
241	MEDICAL/HOSPITALIZA	.00	276.90	.00	276.90	-276.90	.00
242	LIFE INSURANCE	.00	3.20	.00	3.20	-3.20	.00

POWERSCHOOL
DATE: 08/23/2023
TIME: 08:17:15

SHAKER HEIGHTS CITY SCHOOLS
EXPENDITURE STATUS REPORT

PAGE NUMBER: 17
EXPSTA11

SELECTION CRITERIA: ALL
ACCOUNTING PERIOD: 1/24

SORTED BY: FUND/SCC,1ST SUBTOTAL,ACCOUNT
TOTALED ON: FUND/SCC,1ST SUBTOTAL
PAGE BREAKS ON:

FUND/SCC-5169000 ARP IDEA B FY23
1ST SUBTOTAL-200 ARP IDEA B FY23

ACCOUNT	- - - - TITLE - - - -	BUDGET	PERIOD EXPENDITURES	ENCUMBRANCES OUTSTANDING	YEAR TO DATE EXP	AVAILABLE BALANCE	YTD/ BUD
243	DENTAL INSURANCE	.00	16.86	.00	16.86	-16.86	.00
249	CERTIFIED OTHER INS	.00	68.11	.00	68.11	-68.11	.00
	TOTAL EMPLOYEE RETIREMNT & IN	.00	1,244.60	.00	1,244.60	-1,244.60	.00
1ST SUBTOTAL-500 SUPPLIES AND MATERIALS							
511	CLASSROOM SUPPLIES	.00	-6,952.60	.00	-6,952.60	6,952.60	.00
	TOTAL SUPPLIES AND MATERIALS	.00	-6,952.60	.00	-6,952.60	6,952.60	.00
	TOTAL ARP IDEA B FY23	.00	.00	.00	.00	.00	.00
FUND/SCC-5169316 IDEA B FY23							
1ST SUBTOTAL-100 PERSONAL SERVICES							
111	REGULAR	.00	22,860.15	.00	22,860.15	-22,860.15	.00
141	REGULAR	.00	61,201.18	.00	61,201.18	-61,201.18	.00
151	SICK LEAVE	.00	1,859.20	.00	1,859.20	-1,859.20	.00
152	PERSONAL LEAVE	.00	749.88	.00	749.88	-749.88	.00
155	PROFESSIONAL LEAVE	.00	168.32	.00	168.32	-168.32	.00
	TOTAL PERSONAL SERVICES	.00	86,838.73	.00	86,838.73	-86,838.73	.00
1ST SUBTOTAL-200 EMPLOYEE RETIREMNT & INS.							
211	STRS-EMPLOYER'S SHA	.00	3,189.78	.00	3,189.78	-3,189.78	.00
213	SOCIAL SECURITY	.00	328.30	.00	328.30	-328.30	.00
221	SERS-EMPLOYER'S SHA	.00	10,224.03	.00	10,224.03	-10,224.03	.00
223	SOCIAL SECURITY	.00	878.01	.00	878.01	-878.01	.00
241	MEDICAL/HOSPITALIZA	.00	728.22	.00	728.22	-728.22	.00
242	LIFE INSURANCE	.00	3.20	.00	3.20	-3.20	.00
243	DENTAL INSURANCE	.00	48.39	.00	48.39	-48.39	.00
249	CERTIFIED OTHER INS	.00	180.80	.00	180.80	-180.80	.00
252	LIFE INSURANCE	.00	171.52	.00	171.52	-171.52	.00
253	DENTAL INSURANCE	.00	1,405.33	.00	1,405.33	-1,405.33	.00
259	NONCERTIFIED INS BE	.00	5,686.84	.00	5,686.84	-5,686.84	.00
	TOTAL EMPLOYEE RETIREMNT & IN	.00	22,844.42	.00	22,844.42	-22,844.42	.00
1ST SUBTOTAL-500 SUPPLIES AND MATERIALS							
511	CLASSROOM SUPPLIES	.00	-109,683.15	.00	-109,683.15	109,683.15	.00
	TOTAL SUPPLIES AND MATERIALS	.00	-109,683.15	.00	-109,683.15	109,683.15	.00
	TOTAL IDEA B FY23	.00	.00	.00	.00	.00	.00
FUND/SCC-5879387 PRE-K SPEC ED GRANT FY23							
1ST SUBTOTAL-100 PERSONAL SERVICES							
141	REGULAR	.00	1,449.74	.00	1,449.74	-1,449.74	.00
152	PERSONAL LEAVE	.00	83.80	.00	83.80	-83.80	.00
	TOTAL PERSONAL SERVICES	.00	1,533.54	.00	1,533.54	-1,533.54	.00
1ST SUBTOTAL-500 SUPPLIES AND MATERIALS							

POWERSCHOOL
DATE: 08/23/2023
TIME: 08:17:15

SHAKER HEIGHTS CITY SCHOOLS
EXPENDITURE STATUS REPORT

PAGE NUMBER: 18
EXPSTA11

SELECTION CRITERIA: ALL
ACCOUNTING PERIOD: 1/24

SORTED BY: FUND/SCC,1ST SUBTOTAL,ACCOUNT
TOTALLED ON: FUND/SCC,1ST SUBTOTAL
PAGE BREAKS ON:

FUND/SCC-5879387 PRE-K SPEC ED GRANT FY23
1ST SUBTOTAL-500 PRE-K SPEC ED GRANT FY23

ACCOUNT	- - - - - TITLE - - - - -	BUDGET	PERIOD EXPENDITURES	ENCUMBRANCES OUTSTANDING	YEAR TO DATE EXP	AVAILABLE BALANCE	YTD/ BUD
511	CLASSROOM SUPPLIES	.00	-1,533.54	.00	-1,533.54	1,533.54	.00
	TOTAL SUPPLIES AND MATERIALS	.00	-1,533.54	.00	-1,533.54	1,533.54	.00
	TOTAL PRE-K SPEC ED GRANT FY2	.00	.00	.00	.00	.00	.00
FUND/SCC-5999023 REACHING ALL STUDENT FY23							
1ST SUBTOTAL-400 PURCHASED SERVICES							
419	OTHER PROF. & TECH.	.00	.00	30,000.00	.00	-30,000.00	.00
	TOTAL PURCHASED SERVICES	.00	.00	30,000.00	.00	-30,000.00	.00
1ST SUBTOTAL-500 SUPPLIES AND MATERIALS							
511	CLASSROOM SUPPLIES	92,431.35	.00	124,927.35	.00	-32,496.00	135.16
	TOTAL SUPPLIES AND MATERIALS	92,431.35	.00	124,927.35	.00	-32,496.00	135.16
	TOTAL REACHING ALL STUDENT FY	92,431.35	.00	154,927.35	.00	-62,496.00	167.61
TOTAL REPORT		5,184,010.37	12,253,436.33	17,888,615.79	12,253,436.33	-24,958,041.75	581.44

8. SUMMARY CHECK REGISTER – ALL CHECKS

POWERSCHOOL
DATE: 08/23/2023
TIME: 08:19:31

SHAKER HEIGHTS CITY SCHOOLS
CHECK REGISTER INCLUDING SYSTEM VOIDS

PAGE NUMBER: 1
ACCTPA21
ACCOUNTING PERIOD: 1/24

SELECTION CRITERIA: chkstat.rundate between '20230701' and '20230731'

DISTRIBUTION FUND: 0010000

CHECK NUMBER	ISSUE DATE	VENDOR	STATUS	TOTAL	DESCRIPTION
* 170514	07/13/2023	CDW	V	0.00	VOID: MULTI STUB CHECK
170600	07/28/2023	1ST CHOICE PAINTING & REPAIRS INC	R	14570.00	ACCOUNTS PAYABLE CHECK
170601	07/28/2023	AMAZON.COM	R	3664.72	ACCOUNTS PAYABLE CHECK
170602	07/28/2023	ARY.INC	R	8083.80	ACCOUNTS PAYABLE CHECK
170603	07/28/2023	ATHLETIC LAUNDRY CO.	R	1750.15	ACCOUNTS PAYABLE CHECK
170604	07/28/2023	BAKER VEHICLE SYSTEM	R	1455.75	ACCOUNTS PAYABLE CHECK
170605	07/28/2023	BLICK ART MATERIALS (CATALOG)	R	6662.40	ACCOUNTS PAYABLE CHECK
170606	07/28/2023	BLUUM OF MINNESOTA LLC	R	35687.05	ACCOUNTS PAYABLE CHECK
170607	07/28/2023	BOOKSITE	R	1000.00	ACCOUNTS PAYABLE CHECK
170608	07/28/2023	BRAINPOP	R	20954.51	ACCOUNTS PAYABLE CHECK
170609	07/28/2023	BUCKEYE ASSN SCHOOL ADMINISTRATORS	R	2473.45	ACCOUNTS PAYABLE CHECK
170610	07/28/2023	BURGER'S ACE HARDWARE	R	199.96	ACCOUNTS PAYABLE CHECK
170611	07/28/2023	CABLE COMMUNICATIONS INC	R	870.10	ACCOUNTS PAYABLE CHECK
170612	07/28/2023	CAROLINA BIOLOGICAL SUPPLY CO.	R	7471.91	ACCOUNTS PAYABLE CHECK
170613	07/28/2023	CCT FINANCIAL / US BANK	R	245.00	ACCOUNTS PAYABLE CHECK
170614	07/28/2023	CDW	R	77713.40	ACCOUNTS PAYABLE CHECK
170615	07/28/2023	CHARACTER STRONG	R	699.00	ACCOUNTS PAYABLE CHECK
170616	07/28/2023	CHARD SNYDER & ASSOCIATES INC	R	512.50	ACCOUNTS PAYABLE CHECK
170617	07/28/2023	CHILIFRESH ENTERPRISES INC.	R	240.00	ACCOUNTS PAYABLE CHECK
170618	07/28/2023	CINTAS	R	1829.36	ACCOUNTS PAYABLE CHECK
170619	07/28/2023	COGNIA INC.	R	2400.00	ACCOUNTS PAYABLE CHECK
170620	07/28/2023	DELTA MATH SOLUTIONS INC	R	3100.00	ACCOUNTS PAYABLE CHECK
170621	07/28/2023	DEX IMAGING LLC	R	18.00	ACCOUNTS PAYABLE CHECK
170622	07/28/2023	DICK BLICK ART MATERIALS	R	4715.62	ACCOUNTS PAYABLE CHECK
170623	07/28/2023	DIETRICH, LLC	R	220.00	ACCOUNTS PAYABLE CHECK
170624	07/28/2023	DREAMBOX LEARNING	R	42400.00	ACCOUNTS PAYABLE CHECK
170625	07/28/2023	EDPUZZLE INC	R	8620.00	ACCOUNTS PAYABLE CHECK
170626	07/28/2023	EFMLA	R	810.00	ACCOUNTS PAYABLE CHECK
170627	07/28/2023	EUCLID GLASS & DOOR	R	5842.00	ACCOUNTS PAYABLE CHECK
170628	07/28/2023	EVERSTREAM HOLDING CO. LLC	R	0.70	ACCOUNTS PAYABLE CHECK
170629	07/28/2023	EXPLORE LEARNING	R	10902.20	ACCOUNTS PAYABLE CHECK
170630	07/28/2023	FIT LEARNING CLEVELAND	R	360.00	ACCOUNTS PAYABLE CHECK
170631	07/28/2023	FLINN SCIENTIFIC INC.	R	1065.98	ACCOUNTS PAYABLE CHECK
170632	07/28/2023	GALE GROUP	R	3154.82	ACCOUNTS PAYABLE CHECK
170633	07/28/2023	GENERATION GENIUS INC.	R	1795.00	ACCOUNTS PAYABLE CHECK
170634	07/28/2023	HARVEY DANIYAL ROBINSON	R	150.00	ACCOUNTS PAYABLE CHECK
170635	07/28/2023	JC EHRLICH	R	210.00	ACCOUNTS PAYABLE CHECK
170636	07/28/2023	KEELER & ASSOCIATES	R	847.00	ACCOUNTS PAYABLE CHECK
170637	07/28/2023	LINCOLN LIBRARY PRESS INC.	R	842.00	ACCOUNTS PAYABLE CHECK
170638	07/28/2023	OH BUR OF CRIM ID INVESTIGATION	R	2007.75	ACCOUNTS PAYABLE CHECK
170639	07/28/2023	MARLA WALKER	R	1534.00	ACCOUNTS PAYABLE CHECK
170640	07/28/2023	ILLUMINATING CO.	R	51411.86	ACCOUNTS PAYABLE CHECK
170641	07/28/2023	AARON T'S & SIGNS	R	2100.00	ACCOUNTS PAYABLE CHECK
170642	07/28/2023	BLUUM OF MINNESOTA LLC	R	19525.00	ACCOUNTS PAYABLE CHECK
170643	07/28/2023	BUSHIVE INC	R	7500.00	ACCOUNTS PAYABLE CHECK
170644	07/28/2023	CDW	R	2568.00	ACCOUNTS PAYABLE CHECK
170645	07/28/2023	CERDANT LLC DBA LOGICALLY	R	40207.20	ACCOUNTS PAYABLE CHECK
170646	07/28/2023	CITY OF SHAKER HEIGHTS FIRE DEPT	R	300.00	ACCOUNTS PAYABLE CHECK
170647	07/28/2023	CONNECT	R	121136.99	ACCOUNTS PAYABLE CHECK
170648	07/28/2023	FRONTLINE TECHNOLOGIES GROUP LLC	R	45178.41	ACCOUNTS PAYABLE CHECK
170649	07/28/2023	HUDL	R	13000.00	ACCOUNTS PAYABLE CHECK
170650	07/28/2023	LEARN 21	R	4650.00	ACCOUNTS PAYABLE CHECK

POWERSCHOOL
DATE: 08/23/2023
TIME: 08:19:31

SHAKER HEIGHTS CITY SCHOOLS
CHECK REGISTER INCLUDING SYSTEM VOIDS

PAGE NUMBER: 2
ACCTPA21
ACCOUNTING PERIOD: 1/24

SELECTION CRITERIA: chkstat.rundate between '20230701' and '20230731'

170651	07/28/2023	LEARNING A-Z	R	44677.20	ACCOUNTS PAYABLE CHECK
170652	07/28/2023	LIBERTY MUTUAL	R	441.46	ACCOUNTS PAYABLE CHECK
170653	07/28/2023	LOVE INSURANCE GROUP	R	417607.00	ACCOUNTS PAYABLE CHECK
170654	07/28/2023	POWERSCHOOL GROUP LLC	R	74647.49	ACCOUNTS PAYABLE CHECK
170655	07/28/2023	PROGRESS SOFTWARE CORPORATION	R	3930.00	ACCOUNTS PAYABLE CHECK
170656	07/28/2023	SMART DEPLOY	R	50662.50	ACCOUNTS PAYABLE CHECK
170657	07/28/2023	SYSLOUD INC	R	7200.00	ACCOUNTS PAYABLE CHECK
170658	07/31/2023	CTR FOR THE COLLABORATIVE CLASSROOM	R	556.20	ACCOUNTS PAYABLE CHECK
170659	07/31/2023	DICK BLICK ART MATERIALS	R	107.96	ACCOUNTS PAYABLE CHECK
170660	07/31/2023	DOMINION EAST OHIO	R	2946.38	ACCOUNTS PAYABLE CHECK
170661	07/31/2023	EPS OPERATIONS, LLC	R	1862.21	ACCOUNTS PAYABLE CHECK
170662	07/31/2023	FOLLETT LIBRARY RESOURCES	R	410.53	ACCOUNTS PAYABLE CHECK
170663	07/31/2023	HOUGHTON MIFFLIN HARCOURT	R	3078.16	ACCOUNTS PAYABLE CHECK
170664	07/31/2023	LAKESHORE LEARNING MATERIALS	R	569.67	ACCOUNTS PAYABLE CHECK
170665	07/31/2023	MATHEMATICALLY MINDED	R	59.50	ACCOUNTS PAYABLE CHECK
170666	07/31/2023	SAVVAS	R	9979.20	ACCOUNTS PAYABLE CHECK
170667	07/31/2023	SCHOLASTIC CLASSROOM MAGAZINES	R	1273.47	ACCOUNTS PAYABLE CHECK
170668	07/31/2023	SCHOOL NURSE SUPPLY INC.	R	188.00	ACCOUNTS PAYABLE CHECK
170669	07/31/2023	BRIGHT IDEAS PRESS LLC	R	7400.00	ACCOUNTS PAYABLE CHECK
170670	07/31/2023	UNIVERSAL PUBLISHING	R	378.37	ACCOUNTS PAYABLE CHECK
170671	07/31/2023	VISTA HIGHER LEARNING	R	1776.64	ACCOUNTS PAYABLE CHECK
170672	07/31/2023	WILSON LANGUAGE TRAINING CORP	R	398.52	ACCOUNTS PAYABLE CHECK
170673	07/31/2023	ZANER- BLOSER	R	1477.96	ACCOUNTS PAYABLE CHECK
170674	07/31/2023	ERIN ZELIN	R	9.99	ACCOUNTS PAYABLE CHECK
170675	07/31/2023	DEARBORN LIFE INSURANCE COMPANY	R	10264.73	ACCOUNTS PAYABLE CHECK
170676	07/31/2023	LEGAL SHIELD	R	1427.70	ACCOUNTS PAYABLE CHECK
170677	07/31/2023	AIG RETIREMENT	R	37422.08	ACCOUNTS PAYABLE CHECK
170678	07/31/2023	ACCUREX LLC	R	11396.80	ACCOUNTS PAYABLE CHECK
170679	07/31/2023	AIRGAS USA LLC	R	173.30	ACCOUNTS PAYABLE CHECK
170680	07/31/2023	ANGELA BEN-KIKI	R	1050.00	ACCOUNTS PAYABLE CHECK
170681	07/31/2023	ARES SPORTSWEAR	R	3796.74	ACCOUNTS PAYABLE CHECK
170682	07/31/2023	BEACHWOOD TRANSPORTATION LLC	R	9450.00	ACCOUNTS PAYABLE CHECK
170683	07/31/2023	BRINDZA MCINTYRE & SEED LLP	R	1769.98	ACCOUNTS PAYABLE CHECK
170684	07/31/2023	CDW	R	90400.00	ACCOUNTS PAYABLE CHECK
170685	07/31/2023	CLEVELAND MUNICIPAL SCHOOL	R	29899.70	ACCOUNTS PAYABLE CHECK
170686	07/31/2023	DAILY BEHAVIORAL HEALTH	R	11566.25	ACCOUNTS PAYABLE CHECK
170687	07/31/2023	DENISE A. SNOWDEN CONSULTING LLC	R	8700.00	ACCOUNTS PAYABLE CHECK
170688	07/31/2023	EDUCATION ALTERNATIVES	R	16802.00	ACCOUNTS PAYABLE CHECK
170689	07/31/2023	EDUCATIONAL SVC CTR PROF DEV CTR	R	16412.55	ACCOUNTS PAYABLE CHECK
170690	07/31/2023	EDULASTIC / SNAPWIZ INC	R	1600.00	ACCOUNTS PAYABLE CHECK
170691	07/31/2023	EUCLID GLASS & DOOR	R	11321.00	ACCOUNTS PAYABLE CHECK
170692	07/31/2023	MANAGEBAC-FARIA SYSTEMS INC	R	12900.25	ACCOUNTS PAYABLE CHECK
170693	07/31/2023	FEDERAL EXPRESS CORP	R	98.38	ACCOUNTS PAYABLE CHECK
170694	07/31/2023	GABLE ELEVATOR & LIFT INC.	R	16840.26	ACCOUNTS PAYABLE CHECK
170695	07/31/2023	SHARON GALIN	R	1363.85	ACCOUNTS PAYABLE CHECK
170696	07/31/2023	GARDINER SERVICE COMPANY	R	9225.00	ACCOUNTS PAYABLE CHECK
170697	07/31/2023	GENE PTACEK & SON FIRE EQUIPMENT CO	R	3423.00	ACCOUNTS PAYABLE CHECK
170698	07/31/2023	GOENGINEER LLC	R	9000.00	ACCOUNTS PAYABLE CHECK
170699	07/31/2023	GOPHER SPORTS	R	1409.91	ACCOUNTS PAYABLE CHECK
170700	07/31/2023	GRACENOTES LLC	R	210.00	ACCOUNTS PAYABLE CHECK
170701	07/31/2023	GRAINGER	R	679.29	ACCOUNTS PAYABLE CHECK
170702	07/31/2023	GREATER CLEVELAND SAFETY COUNCIL	R	834.00	ACCOUNTS PAYABLE CHECK
170703	07/31/2023	GRTR CLEVE SCHOOL SPRNTNDNT ASSN	R	150.00	ACCOUNTS PAYABLE CHECK
170704	07/31/2023	GUARDIAN ALARM CO.	R	2141.95	ACCOUNTS PAYABLE CHECK
170705	07/31/2023	GUS CHAN	R	1419.00	ACCOUNTS PAYABLE CHECK
170706	07/31/2023	HEPNER AIR FILTER SERVICE INC	R	2888.70	ACCOUNTS PAYABLE CHECK

POWERSCHOOL
DATE: 08/23/2023
TIME: 08:19:31

SHAKER HEIGHTS CITY SCHOOLS
CHECK REGISTER INCLUDING SYSTEM VOIDS

PAGE NUMBER: 3
ACCTPA21
ACCOUNTING PERIOD: 1/24

SELECTION CRITERIA: chkstat.rundate between '20230701' and '20230731'

170707	07/31/2023	HF GROUP	R	1152.38	ACCOUNTS PAYABLE CHECK
170708	07/31/2023	HIDDEN VALLEY ELECTRIC INC	R	29340.00	ACCOUNTS PAYABLE CHECK
170709	07/31/2023	HMA PROMOTIONS LLC	R	454.89	ACCOUNTS PAYABLE CHECK
170710	07/31/2023	HOGAN TRANSPORTATION	R	52155.86	ACCOUNTS PAYABLE CHECK
170711	07/31/2023	HOME DEPOT PRO INSTITUTIONAL	R	971.82	ACCOUNTS PAYABLE CHECK
170712	07/31/2023	HOUGHTON MIFFLIN HARCOURT	R	3000.00	ACCOUNTS PAYABLE CHECK
170713	07/31/2023	HOUGHTON MIFFLIN HARCOURT	R	94612.96	ACCOUNTS PAYABLE CHECK
170714	07/31/2023	I B SOURCE	R	3600.00	ACCOUNTS PAYABLE CHECK
170715	07/31/2023	IMAGE WEAR INC	R	87.15	ACCOUNTS PAYABLE CHECK
170716	07/31/2023	INDEPENDENCE BUSINESS SUPPLY	R	1208.49	ACCOUNTS PAYABLE CHECK
170717	07/31/2023	INTERIOR SUPPLY MACEDONIA	R	268.00	ACCOUNTS PAYABLE CHECK
170718	07/31/2023	I PRINT TECHNOLOGIES	R	730.00	ACCOUNTS PAYABLE CHECK
170719	07/31/2023	JC EHRLICH	R	936.84	ACCOUNTS PAYABLE CHECK
170720	07/31/2023	JOSTENS INC.	R	58.65	ACCOUNTS PAYABLE CHECK
170721	07/31/2023	JSTOR	R	2435.00	ACCOUNTS PAYABLE CHECK
170722	07/31/2023	K12 SCHOOL CONSULTANTS LLC	R	148.20	ACCOUNTS PAYABLE CHECK
170723	07/31/2023	KATHERINE ABOUSERHAL	R	1275.00	ACCOUNTS PAYABLE CHECK
170724	07/31/2023	KIDSLINK SCHOOL LLC	R	21213.34	ACCOUNTS PAYABLE CHECK
170725	07/31/2023	LAKELAND COMMUNITY COLLEGE	R	80.00	ACCOUNTS PAYABLE CHECK
170726	07/31/2023	MADELINE LEVITZ	R	2500.00	ACCOUNTS PAYABLE CHECK
170727	07/31/2023	LOWE'S COMPANIES INC	R	698.32	ACCOUNTS PAYABLE CHECK
170728	07/31/2023	MARS ELECTRIC	R	1287.08	ACCOUNTS PAYABLE CHECK
170729	07/31/2023	MARSHALL EQUIPMENT COMANY INC.	R	50.00	ACCOUNTS PAYABLE CHECK
170730	07/31/2023	MCGRAW - HILL EDUCATION	R	4282.16	ACCOUNTS PAYABLE CHECK
170731	07/31/2023	MCMASTER CARR	R	972.03	ACCOUNTS PAYABLE CHECK
170732	07/31/2023	MIDLAND HARDWARE	R	949.73	ACCOUNTS PAYABLE CHECK
170733	07/31/2023	MIO-GUARD	R	4.88	ACCOUNTS PAYABLE CHECK
170734	07/31/2023	MITINET INC	R	1232.00	ACCOUNTS PAYABLE CHECK
170735	07/31/2023	MOLLY HAWKINS' HOUSE	R	455.41	ACCOUNTS PAYABLE CHECK
170736	07/31/2023	MYERS EQUIPMENT CORP	R	213723.74	ACCOUNTS PAYABLE CHECK
170737	07/31/2023	NEWPORT CHEMICAL & EQUIPMENT	R	77.32	ACCOUNTS PAYABLE CHECK
170738	07/31/2023	NEWSPAPER ARCHIVE	R	1567.00	ACCOUNTS PAYABLE CHECK
170739	07/31/2023	NO RED INK	R	11850.00	ACCOUNTS PAYABLE CHECK
170740	07/31/2023	NORTH COAST TUTORING SERVICES	R	4655.00	ACCOUNTS PAYABLE CHECK
170741	07/31/2023	NORTHWEST EVALUATION ASSOC.	R	50571.00	ACCOUNTS PAYABLE CHECK
170742	07/31/2023	OHIO COALITON FOR EQUITY & ADEQUACY	R	8902.00	ACCOUNTS PAYABLE CHECK
170743	07/31/2023	OHIONET	R	8533.12	ACCOUNTS PAYABLE CHECK
170744	07/31/2023	SAVVAS	R	27972.00	ACCOUNTS PAYABLE CHECK
170745	07/31/2023	READY FIELD SOLUTIONS	R	9894.51	ACCOUNTS PAYABLE CHECK
170746	07/31/2023	SC STRATEGIC SOLUTIONS	R	5995.00	ACCOUNTS PAYABLE CHECK
170747	07/31/2023	SCHOOL DATEBOOKS	R	4795.99	ACCOUNTS PAYABLE CHECK
170748	07/31/2023	STEVE'S SPORTS INC.	R	700.00	ACCOUNTS PAYABLE CHECK
170749	07/31/2023	SUBURBAN AREA PAINTING INC	R	11750.00	ACCOUNTS PAYABLE CHECK
170750	07/31/2023	SURVEILLANCE 247, LLC	R	1590.00	ACCOUNTS PAYABLE CHECK
170751	07/31/2023	SWANK K-12 STREAMING	R	4200.00	ACCOUNTS PAYABLE CHECK
170752	07/31/2023	SYNOVIA SOLUTIONS	R	39874.00	ACCOUNTS PAYABLE CHECK
170753	07/31/2023	VEX ROBOTICS INC	R	107.19	ACCOUNTS PAYABLE CHECK
170754	07/31/2023	WARREN ROOFING & INSULATING CO	R	3550.00	ACCOUNTS PAYABLE CHECK
170755	07/31/2023	WEST HEALTH ADVOCATE SOLUTIONS INC	R	954.45	ACCOUNTS PAYABLE CHECK
170756	07/31/2023	SCREENCASTIFY LLC	R	5508.00	ACCOUNTS PAYABLE CHECK
170757	07/31/2023	AMERICAN BAND ACCESSORIES LLC	R	839.60	ACCOUNTS PAYABLE CHECK
170758	07/31/2023	BLICK ART MATERIALS (CATALOG)	R	1343.58	ACCOUNTS PAYABLE CHECK
170759	07/31/2023	BR BLEACHERS	R	16645.00	ACCOUNTS PAYABLE CHECK
170760	07/31/2023	BURGER'S ACE HARDWARE	R	33.98	ACCOUNTS PAYABLE CHECK
170761	07/31/2023	CLEVELAND VIOLINS	R	806.25	ACCOUNTS PAYABLE CHECK
170762	07/31/2023	COLONIAL OIL INDUSTRIES INC	R	24820.21	ACCOUNTS PAYABLE CHECK

POWERSCHOOL
DATE: 08/23/2023
TIME: 08:19:31

SHAKER HEIGHTS CITY SCHOOLS
CHECK REGISTER INCLUDING SYSTEM VOIDS

PAGE NUMBER: 4
ACCTPA21
ACCOUNTING PERIOD: 1/24

SELECTION CRITERIA: chkstat.rundate between '20230701' and '20230731'

170763	07/31/2023	CONNECT	R	11340.00	ACCOUNTS PAYABLE CHECK
170764	07/31/2023	COPY KING	R	2227.00	ACCOUNTS PAYABLE CHECK
170765	07/31/2023	NICHOLS PAPER & SUPPLY CO.	R	9746.66	ACCOUNTS PAYABLE CHECK
170766	07/31/2023	O.P. AQUATICS	R	387.04	ACCOUNTS PAYABLE CHECK
170767	07/31/2023	TEL/LOGIC INC.	R	8000.00	ACCOUNTS PAYABLE CHECK
170768	07/31/2023	FASTSIGNS #221601	R	482.97	ACCOUNTS PAYABLE CHECK
170769	07/31/2023	GALE GROUP	R	2239.73	ACCOUNTS PAYABLE CHECK
170770	07/31/2023	HODGE PRODUCTS INC.	R	3075.90	ACCOUNTS PAYABLE CHECK
170771	07/31/2023	INDEPENDENT TREE LLC	R	135.00	ACCOUNTS PAYABLE CHECK
170772	07/31/2023	KATHERINE ABOUSERHAL	R	637.50	ACCOUNTS PAYABLE CHECK
170773	07/31/2023	LIBERTY FORD INC	R	69000.00	ACCOUNTS PAYABLE CHECK
170774	07/31/2023	LOWE'S COMPANIES INC	R	269.59	ACCOUNTS PAYABLE CHECK
170775	07/31/2023	MATH LEARNING CENTER	R	7938.00	ACCOUNTS PAYABLE CHECK
170776	07/31/2023	NORTHEAST OHIO REGIONAL LIBRARY	R	265.00	ACCOUNTS PAYABLE CHECK
170777	07/31/2023	OHIO DEPT OF JOB & FAMILY	R	11.00	ACCOUNTS PAYABLE CHECK
170778	07/31/2023	OHIO SCHOOL BOARDS ASSOC.	R	2700.00	ACCOUNTS PAYABLE CHECK
170779	07/31/2023	OHIO SCHOOLS COUNCIL	R	986.96	ACCOUNTS PAYABLE CHECK
170780	07/31/2023	PIONEER MANUFACTURING CO.	R	1693.32	ACCOUNTS PAYABLE CHECK
170781	07/31/2023	PRECISION COMPACTION SERVICES LLC	R	3600.00	ACCOUNTS PAYABLE CHECK
170782	07/31/2023	PRECISION ENVIRONMENTAL CO.	R	1064.00	ACCOUNTS PAYABLE CHECK
170783	07/31/2023	QUADIANT INC	R	1376.04	ACCOUNTS PAYABLE CHECK
170784	07/31/2023	QUIZZIZZ INC	R	1500.00	ACCOUNTS PAYABLE CHECK
170785	07/31/2023	RAINBOW SPRINKLER SYSTEM INC.	R	630.00	ACCOUNTS PAYABLE CHECK
170786	07/31/2023	RCR SERVICES INC.	R	1764.83	ACCOUNTS PAYABLE CHECK
170787	07/31/2023	RIVISTAS SUBSCRIPTION SERVICES	R	862.60	ACCOUNTS PAYABLE CHECK
170788	07/31/2023	ROCKET MATH LLC	R	75.00	ACCOUNTS PAYABLE CHECK
170789	07/31/2023	ROSEN PUBLISHING GROUP	R	795.00	ACCOUNTS PAYABLE CHECK
170790	07/31/2023	SCHOOL SPECIALTY INC	R	898.41	ACCOUNTS PAYABLE CHECK
170791	07/31/2023	SERVICE-TECH COMPANY	R	2985.00	ACCOUNTS PAYABLE CHECK
170792	07/31/2023	SHERWIN WILLIAMS	R	118.08	ACCOUNTS PAYABLE CHECK
170793	07/31/2023	SHRED-IT USA	R	841.35	ACCOUNTS PAYABLE CHECK
170794	07/31/2023	SOS SPEEDY OFFICE SUPPLY	R	644.85	ACCOUNTS PAYABLE CHECK
170795	07/31/2023	SPITZ INC.	R	1208.78	ACCOUNTS PAYABLE CHECK
170796	07/31/2023	TEACHINGBOOKS.NET LLC	R	1199.00	ACCOUNTS PAYABLE CHECK
170797	07/31/2023	TEKNOPRO LLC	R	359.99	ACCOUNTS PAYABLE CHECK
170798	07/31/2023	TEXTBOOK WAREHOUSE LLC	R	9244.58	ACCOUNTS PAYABLE CHECK
170799	07/31/2023	THE DELL GROUP INC	R	1260.00	ACCOUNTS PAYABLE CHECK
170800	07/31/2023	THOMAS WORTHINGTON H.S.	R	120.00	ACCOUNTS PAYABLE CHECK
170801	07/31/2023	THR CONCRETE GRINDING	R	4095.00	ACCOUNTS PAYABLE CHECK
170802	07/31/2023	T-MOBILE USA INC.	R	600.00	ACCOUNTS PAYABLE CHECK
170803	07/31/2023	TOLEDO PHYSICAL EDUCATION SUPPLY	R	949.30	ACCOUNTS PAYABLE CHECK
170804	07/31/2023	OHIO DEPT OF COMMERCE	R	372.00	ACCOUNTS PAYABLE CHECK
* 170807	07/31/2023	TURFSCAPE INC	R	18586.71	ACCOUNTS PAYABLE CHECK
170808	07/31/2023	UH OCCUPATIONAL HEALTH	R	2559.00	ACCOUNTS PAYABLE CHECK
170809	07/31/2023	ULINE	R	833.09	ACCOUNTS PAYABLE CHECK
170810	07/31/2023	WAKE UP CALL MEDIA	R	625.00	ACCOUNTS PAYABLE CHECK
170811	07/31/2023	WE VIDEO	R	299.00	ACCOUNTS PAYABLE CHECK
170812	07/31/2023	WOODHILL SUPPLY	R	198.22	ACCOUNTS PAYABLE CHECK
170813	07/31/2023	ZANER-BLOSER	R	11591.26	ACCOUNTS PAYABLE CHECK
170814	07/31/2023	ADUN SPICE COMPANY	R	2265.45	ACCOUNTS PAYABLE CHECK
170815	07/31/2023	MICHAEL J BABINEC	R	1500.00	ACCOUNTS PAYABLE CHECK
170816	07/31/2023	BAKER VEHICLE SYSTEM	R	908.60	ACCOUNTS PAYABLE CHECK
170817	07/31/2023	BLICK ART MATERIALS (CATALOG)	R	485.90	ACCOUNTS PAYABLE CHECK
170818	07/31/2023	BRIGHT WHITE PAPER CO.	R	584.38	ACCOUNTS PAYABLE CHECK
170819	07/31/2023	CDW	R	7795.30	ACCOUNTS PAYABLE CHECK
170820	07/31/2023	D & J STRUCTURAL CONTRACTING	R	1893.70	ACCOUNTS PAYABLE CHECK

POWERSCHOOL
DATE: 08/23/2023
TIME: 08:19:31

SHAKER HEIGHTS CITY SCHOOLS
CHECK REGISTER INCLUDING SYSTEM VOIDS

PAGE NUMBER: 5
ACCTPA21
ACCOUNTING PERIOD: 1/24

SELECTION CRITERIA: chkstat.rundate between '20230701' and '20230731'

170821	07/31/2023	ELYRIA CATHOLIC HIGH SCHOOL	R	250.00	ACCOUNTS PAYABLE CHECK
170822	07/31/2023	O.P. AQUATICS	R	1204.38	ACCOUNTS PAYABLE CHECK
170823	07/31/2023	GABLE ELEVATOR & LIFT INC.	R	3475.50	ACCOUNTS PAYABLE CHECK
170824	07/31/2023	GARDINER SERVICE COMPANY	R	20455.99	ACCOUNTS PAYABLE CHECK
170825	07/31/2023	HOME DEPOT PRO INSTITUTIONAL	R	231.91	ACCOUNTS PAYABLE CHECK
170826	07/31/2023	INDEPENDENCE BUSINESS SUPPLY	R	50.00	ACCOUNTS PAYABLE CHECK
170827	07/31/2023	JC EHRLICH	R	787.55	ACCOUNTS PAYABLE CHECK
170828	07/31/2023	MOMENTUM TELECOM INC	R	839.02	ACCOUNTS PAYABLE CHECK
170829	07/31/2023	NEWPORT CHEMICAL & EQUIPMENT	R	321.40	ACCOUNTS PAYABLE CHECK
170830	07/31/2023	PORT CLINTON HIGH SCHOOL	R	275.00	ACCOUNTS PAYABLE CHECK
170831	07/31/2023	STRONGSVILLE ATHLETIC BOOSTERS	R	450.00	ACCOUNTS PAYABLE CHECK
170832	07/31/2023	TOTAL LINE REFRIGERATION	R	270.00	ACCOUNTS PAYABLE CHECK
170833	07/31/2023	THE T-SHIRT PRESS	R	700.00	ACCOUNTS PAYABLE CHECK
170834	07/31/2023	UNITED RENTALS INC. NORTH AMERICA	R	294.40	ACCOUNTS PAYABLE CHECK
170835	07/31/2023	WATERFORD RESEARCH INSTITUTE	R	29656.00	ACCOUNTS PAYABLE CHECK
170836	07/31/2023	AIRGAS - CLEVELAND	R	519.93	ACCOUNTS PAYABLE CHECK
170837	07/31/2023	ALLDATA LLC	R	975.00	ACCOUNTS PAYABLE CHECK
170838	07/31/2023	AMERICAN BAND ACCESSORIES LLC	R	2098.35	ACCOUNTS PAYABLE CHECK
170839	07/31/2023	AMY R. ROTH & CO.	R	65.00	ACCOUNTS PAYABLE CHECK
170840	07/31/2023	BLICK ART MATERIALS (CATALOG)	R	99.18	ACCOUNTS PAYABLE CHECK
170841	07/31/2023	CAMBIUM LEARNING INC	R	25.00	ACCOUNTS PAYABLE CHECK
170842	07/31/2023	CERNI MOTORS	R	895.08	ACCOUNTS PAYABLE CHECK
170843	07/31/2023	CONTINENTAL FIRE & SECURITY	R	804.00	ACCOUNTS PAYABLE CHECK
170844	07/31/2023	GOODYEAR COMMERCIAL TIRE & SER	R	5537.54	ACCOUNTS PAYABLE CHECK
170845	07/31/2023	GUARDIAN ALARM CO.	R	1380.00	ACCOUNTS PAYABLE CHECK
170846	07/31/2023	HANS FREIGHTLINER	R	1242.32	ACCOUNTS PAYABLE CHECK
170847	07/31/2023	JOSTENS INC.	R	30.75	ACCOUNTS PAYABLE CHECK
170848	07/31/2023	LIBERTY FORD	R	1987.91	ACCOUNTS PAYABLE CHECK
170849	07/31/2023	NAPA AUTO PARTS	R	110.31	ACCOUNTS PAYABLE CHECK
170850	07/31/2023	NORTH COAST TWO WAY RADIO INC.	R	666.80	ACCOUNTS PAYABLE CHECK
170851	07/31/2023	O'REILLY AUTO ENTERPRISES LLC	R	418.86	ACCOUNTS PAYABLE CHECK
170852	07/31/2023	TRANSPORTATION ACCESSORIES	R	1392.53	ACCOUNTS PAYABLE CHECK
170853	07/31/2023	UNITY SCHOOL BUS PARTS	R	1655.22	ACCOUNTS PAYABLE CHECK
170854	07/31/2023	AVI FOODSYSTEMS INC	R	71747.73	ACCOUNTS PAYABLE CHECK
170855	07/31/2023	CINCINNATI FLOOR COMPANY	R	8264.00	ACCOUNTS PAYABLE CHECK
170856	07/31/2023	TEAMTECH APPAREL LLC	R	6426.00	ACCOUNTS PAYABLE CHECK
170857	07/31/2023	CLARENCE GILMORE	R	1540.00	ACCOUNTS PAYABLE CHECK
* 241964	07/01/2023	AIG RETIREMENT	R	4517.00	ACCOUNTS PAYABLE CHECK
241965	07/01/2023	AMERICAN FAMILY LIFE INS, ASSN CO.	R	854.35	ACCOUNTS PAYABLE CHECK
241966	07/01/2023	ASPIRE FINANCIAL SERVICES	R	7289.75	ACCOUNTS PAYABLE CHECK
241967	07/01/2023	VOYA INSTITUTIONAL TRUST	R	1171.00	ACCOUNTS PAYABLE CHECK
241968	07/01/2023	EQUITABLE FINANCIAL	R	6813.00	ACCOUNTS PAYABLE CHECK
241969	07/01/2023	EQUITABLE FINANCIAL	R	4725.00	ACCOUNTS PAYABLE CHECK
241970	07/01/2023	PENSERV PLAN SERVICES INC	R	462.50	ACCOUNTS PAYABLE CHECK
241971	07/01/2023	GALIC DISBURSING CO.	R	2561.07	ACCOUNTS PAYABLE CHECK
241972	07/01/2023	GARFIELD HTS MUNICIPAL COURT	R	147.94	ACCOUNTS PAYABLE CHECK
241973	07/01/2023	METLIFE GROUP	R	5853.34	ACCOUNTS PAYABLE CHECK
241974	07/01/2023	GWN MARKETING, INC	R	772.00	ACCOUNTS PAYABLE CHECK
241975	07/01/2023	NATIONAL LIFE GROUP	R	750.06	ACCOUNTS PAYABLE CHECK
241976	07/01/2023	OTTER LOANS	R	136.64	ACCOUNTS PAYABLE CHECK
241977	07/01/2023	PACIFIC LIFE	R	1425.00	ACCOUNTS PAYABLE CHECK
241978	07/01/2023	RF DISBURSEMENTS	R	490.00	ACCOUNTS PAYABLE CHECK
241979	07/01/2023	SHAKER SCHOOLS FOUNDATION	R	3.00	ACCOUNTS PAYABLE CHECK
241980	07/01/2023	SOUTH EUCLID MUNICIPAL COURT	R	103.70	ACCOUNTS PAYABLE CHECK
241981	07/01/2023	STANDING CHAPTER 13 TRUSTEE	R	1240.57	ACCOUNTS PAYABLE CHECK
241982	07/01/2023	SECURITY BENEFITS	R	575.00	ACCOUNTS PAYABLE CHECK

POWERSCHOOL
DATE: 08/23/2023
TIME: 08:19:31

SHAKER HEIGHTS CITY SCHOOLS
CHECK REGISTER INCLUDING SYSTEM VOIDS

PAGE NUMBER: 6
ACCTPA21
ACCOUNTING PERIOD: 1/24

SELECTION CRITERIA: chkstat.rundate between '20230701' and '20230731'

* 241984	07/16/2023	AIG RETIREMENT	R	5017.00	ACCOUNTS PAYABLE CHECK
241985	07/16/2023	AMERICAN FAMILY LIFE INS, ASSN CO.	R	854.35	ACCOUNTS PAYABLE CHECK
241986	07/16/2023	ASPIRE FINANCIAL SERVICES	R	7289.75	ACCOUNTS PAYABLE CHECK
241987	07/16/2023	CUYAHOGA CNTY COMMON PLEAS	R	156.42	ACCOUNTS PAYABLE CHECK
241988	07/16/2023	EQUITABLE FINANCIAL	R	6813.00	ACCOUNTS PAYABLE CHECK
241989	07/16/2023	EQUITABLE FINANCIAL	R	4725.00	ACCOUNTS PAYABLE CHECK
241990	07/16/2023	PENSERV PLAN SERVICES INC	R	462.50	ACCOUNTS PAYABLE CHECK
241991	07/16/2023	GALIC DISBURSING CO.	R	2561.07	ACCOUNTS PAYABLE CHECK
241992	07/16/2023	GARFIELD HTS MUNICIPAL COURT	R	147.94	ACCOUNTS PAYABLE CHECK
241993	07/16/2023	METLIFE GROUP	R	5853.34	ACCOUNTS PAYABLE CHECK
241994	07/16/2023	GWN MARKETING, INC	R	772.00	ACCOUNTS PAYABLE CHECK
241995	07/16/2023	NATIONAL LIFE GROUP	R	750.06	ACCOUNTS PAYABLE CHECK
241996	07/16/2023	OTTER LOANS	R	126.39	ACCOUNTS PAYABLE CHECK
241997	07/16/2023	PACIFIC LIFE	R	1425.00	ACCOUNTS PAYABLE CHECK
241998	07/16/2023	RF DISBURSEMENTS	R	490.00	ACCOUNTS PAYABLE CHECK
241999	07/16/2023	SHAKER SCHOOLS FOUNDATION	R	3.00	ACCOUNTS PAYABLE CHECK
242000	07/16/2023	SOUTH EUCLID MUNICIPAL COURT	R	103.70	ACCOUNTS PAYABLE CHECK
242001	07/16/2023	STANDING CHAPTER 13 TRUSTEE	R	1240.57	ACCOUNTS PAYABLE CHECK
242002	07/16/2023	SECURITY BENEFITS	R	500.00	ACCOUNTS PAYABLE CHECK
* V945726	07/20/2023	AMERICAN EXPRESS	V	0.00	VOID: MULTI STUB VOUCHER
* V945730	07/20/2023	HUNTINGTON BANK-MASTERCARDS	V	0.00	VOID: MULTI STUB VOUCHER
* V945731	07/20/2023	HUNTINGTON BANK-MASTERCARDS	V	0.00	VOID: MULTI STUB VOUCHER
* V945732	07/20/2023	HUNTINGTON BANK-MASTERCARDS	V	0.00	VOID: MULTI STUB VOUCHER
* V945733	07/20/2023	HUNTINGTON BANK-MASTERCARDS	V	0.00	VOID: MULTI STUB VOUCHER
* V945734	07/20/2023	HUNTINGTON BANK-MASTERCARDS	V	0.00	VOID: MULTI STUB VOUCHER
* V945735	07/20/2023	HUNTINGTON BANK-MASTERCARDS	V	0.00	VOID: MULTI STUB VOUCHER
* V945736	07/20/2023	HUNTINGTON BANK-MASTERCARDS	V	0.00	VOID: MULTI STUB VOUCHER
* V945737	07/20/2023	HUNTINGTON BANK-MASTERCARDS	V	0.00	VOID: MULTI STUB VOUCHER
* V945738	07/20/2023	HUNTINGTON BANK-MASTERCARDS	V	0.00	VOID: MULTI STUB VOUCHER
* V945747	07/31/2023	AMERICAN EXPRESS	R	289.16	ACCOUNTS PAYABLE VOUCHER
* V945748	07/31/2023	OSC - NATURAL GAS	R	20815.00	ACCOUNTS PAYABLE VOUCHER
* V945749	07/31/2023	PAY FOR IT	R	230.41	ACCOUNTS PAYABLE VOUCHER
* V945750	07/31/2023	RED TREE INVESTMENT GROUP	R	4479.91	ACCOUNTS PAYABLE VOUCHER
* V945751	07/31/2023	BLUUM OF MINNESOTA LLC	R	261287.89	ACCOUNTS PAYABLE VOUCHER
* V945752	07/31/2023	CCT FINANCIAL	R	9673.25	ACCOUNTS PAYABLE VOUCHER
* V945753	07/31/2023	CLASSWALLET-WIRE TRANSFER	R	92500.00	ACCOUNTS PAYABLE VOUCHER
* V945754	07/31/2023	DRAGONFLY ATHLETICS, LLC	R	25000.00	ACCOUNTS PAYABLE VOUCHER
* V945755	07/31/2023	HUNTINGTON BANK	R	887.18	ACCOUNTS PAYABLE VOUCHER
* V945756	07/31/2023	MWW1 OH LLC	R	2447.96	ACCOUNTS PAYABLE VOUCHER
* V945757	07/31/2023	SHAKER HEIGHTS PUBLIC LIBRARY	R	500.00	ACCOUNTS PAYABLE VOUCHER
* V945758	07/31/2023	ANTHEM	R	67192.36	ACCOUNTS PAYABLE VOUCHER
* V945759	07/31/2023	MEDICAL MUTUAL OF OHIO	R	1158904.05	ACCOUNTS PAYABLE VOUCHER
* V945760	07/31/2023	HNB MEDICARE	R	80012.89	ACCOUNTS PAYABLE VOUCHER
* V945761	07/31/2023	SCHOOL EMPLOYEE RETIREMENT (SERS)	R	36684.28	ACCOUNTS PAYABLE VOUCHER
* V945762	07/31/2023	STATE TEACHERS RETIREMENT (STRS)	R	35618.46	ACCOUNTS PAYABLE VOUCHER
* V945763	07/31/2023	ALLSTATE	R	18772.26	ACCOUNTS PAYABLE VOUCHER
* V945764	07/31/2023	LINCOLN NATIONAL LIFE INS CO	R	4435.90	ACCOUNTS PAYABLE VOUCHER
* V945765	07/31/2023	MEDICAL MUTUAL FLEX PLAN	R	16632.94	ACCOUNTS PAYABLE VOUCHER
* V945766	07/31/2023	AT & T	R	333.53	ACCOUNTS PAYABLE VOUCHER
* V945767	07/31/2023	BELLEFAIRE JCB	R	10482.00	ACCOUNTS PAYABLE VOUCHER
* V945768	07/31/2023	CITY OF CLEVELAND WATER	R	12496.83	ACCOUNTS PAYABLE VOUCHER
* V945777	07/31/2023	HUNTINGTON BANK-MASTERCARDS	R	136554.58	ACCOUNTS PAYABLE VOUCHER
* V945778	07/31/2023	NORTHEAST OHIO REGIONAL SEWER	R	18549.80	ACCOUNTS PAYABLE VOUCHER
* V945779	07/31/2023	SPECTRUM (TIME WARNER CABLE)	R	2723.86	ACCOUNTS PAYABLE VOUCHER
* V945780	07/31/2023	VERIZON	R	7020.40	ACCOUNTS PAYABLE VOUCHER
* V945781	07/31/2023	WASTE MANAGEMENT OF OHIO INC	R	6053.44	ACCOUNTS PAYABLE VOUCHER

POWERSCHOOL
DATE: 08/23/2023
TIME: 08:19:31

SHAKER HEIGHTS CITY SCHOOLS
CHECK REGISTER INCLUDING SYSTEM VOIDS

PAGE NUMBER: 7
ACCTPA21
ACCOUNTING PERIOD: 1/24

SELECTION CRITERIA: chkstat.rundate between '20230701' and '20230731'

* V949863	07/01/2023	AFSCME PEOPLE	R	8.35	ACCOUNTS PAYABLE VOUCHER
* V949864	07/01/2023	ALLSTATE	R	9364.79	ACCOUNTS PAYABLE VOUCHER
* V949865	07/01/2023	DEARBORN LIFE INSURANCE COMPANY	R	5144.38	ACCOUNTS PAYABLE VOUCHER
* V949866	07/01/2023	HNB MEDICARE	R	80583.14	ACCOUNTS PAYABLE VOUCHER
* V949867	07/01/2023	HUNTINGTON BANK	R	246167.43	ACCOUNTS PAYABLE VOUCHER
* V949868	07/01/2023	LEGALSHIELD	R	714.48	ACCOUNTS PAYABLE VOUCHER
* V949869	07/01/2023	LINCOLN NATIONAL LIFE INS CO	R	2247.09	ACCOUNTS PAYABLE VOUCHER
* V949870	07/01/2023	LOCAL 200 DUES 12 MO	R	2085.00	ACCOUNTS PAYABLE VOUCHER
* V949871	07/01/2023	MEDICAL MUTUAL FLEX PLAN	R	12396.52	ACCOUNTS PAYABLE VOUCHER
* V949872	07/01/2023	O.A.P.S.E. LOCAL 149	R	2893.39	ACCOUNTS PAYABLE VOUCHER
* V949873	07/01/2023	OHIO CHILD SUPPORT CENTRAL	R	4508.13	ACCOUNTS PAYABLE VOUCHER
* V949874	07/01/2023	OHIO PUBLIC DEFERRED COMPENSATION	R	13995.16	ACCOUNTS PAYABLE VOUCHER
* V949875	07/01/2023	OHIO SCHOOL DISTRICT INC.TAX	R	224.28	ACCOUNTS PAYABLE VOUCHER
* V949876	07/01/2023	RITA	R	62832.20	ACCOUNTS PAYABLE VOUCHER
* V949877	07/01/2023	SCHOOL EMPLOYEE RETIREMENT	R	70965.65	ACCOUNTS PAYABLE VOUCHER
* V949878	07/01/2023	SCHOOL EMPLOYEE RETIREMENT (SERS)	R	111142.03	ACCOUNTS PAYABLE VOUCHER
* V949879	07/01/2023	SHCSD DENTAL	R	30288.54	ACCOUNTS PAYABLE VOUCHER
* V949880	07/01/2023	SHCSD MEDICAL	R	449134.99	ACCOUNTS PAYABLE VOUCHER
* V949881	07/01/2023	SHCSD PRESCRIPTION	R	111362.29	ACCOUNTS PAYABLE VOUCHER
* V949882	07/01/2023	STATE TEACHERS RETIREMENT	R	277625.79	ACCOUNTS PAYABLE VOUCHER
* V949883	07/01/2023	STATE TEACHERS RETIREMENT (STRS)	R	321376.18	ACCOUNTS PAYABLE VOUCHER
* V949884	07/01/2023	STRS BUY BACK ANNUITIZED	R	1118.83	ACCOUNTS PAYABLE VOUCHER
* V949885	07/01/2023	TREASURER, STATE OF OHIO	R	66897.76	ACCOUNTS PAYABLE VOUCHER
* V949886	07/01/2023	VOYA RETIREMENT INS. AND ANNUITY CO	R	2406.38	ACCOUNTS PAYABLE VOUCHER
* V949887	07/01/2023	VOYA RETIREMENT INS.&ANNUITY	R	8681.00	ACCOUNTS PAYABLE VOUCHER
* V949888	07/16/2023	AFSCME PEOPLE	R	8.35	ACCOUNTS PAYABLE VOUCHER
* V949889	07/16/2023	ALLSTATE	R	9340.32	ACCOUNTS PAYABLE VOUCHER
* V949890	07/16/2023	DEARBORN LIFE INSURANCE COMPANY	R	5127.10	ACCOUNTS PAYABLE VOUCHER
* V949891	07/16/2023	VOYA INSTITUTIONAL TRUST	R	1171.00	ACCOUNTS PAYABLE VOUCHER
* V949892	07/16/2023	HNB MEDICARE	R	79442.64	ACCOUNTS PAYABLE VOUCHER
* V949893	07/16/2023	HUNTINGTON BANK	R	242375.10	ACCOUNTS PAYABLE VOUCHER
* V949894	07/16/2023	LEGALSHIELD	R	710.00	ACCOUNTS PAYABLE VOUCHER
* V949895	07/16/2023	LINCOLN NATIONAL LIFE INS CO	R	2225.83	ACCOUNTS PAYABLE VOUCHER
* V949896	07/16/2023	LOCAL 200 DUES 12 MO	R	2085.00	ACCOUNTS PAYABLE VOUCHER
* V949897	07/16/2023	MEDICAL MUTUAL FLEX PLAN	R	12343.82	ACCOUNTS PAYABLE VOUCHER
* V949898	07/16/2023	O.A.P.S.E. LOCAL 149	R	2872.19	ACCOUNTS PAYABLE VOUCHER
* V949899	07/16/2023	OHIO CHILD SUPPORT CENTRAL	R	4508.13	ACCOUNTS PAYABLE VOUCHER
* V949900	07/16/2023	OHIO PUBLIC DEFERRED COMPENSATION	R	13995.16	ACCOUNTS PAYABLE VOUCHER
* V949901	07/16/2023	OHIO SCHOOL DISTRICT INC.TAX	R	205.87	ACCOUNTS PAYABLE VOUCHER
* V949902	07/16/2023	RITA	R	61945.89	ACCOUNTS PAYABLE VOUCHER
* V949903	07/16/2023	SCHOOL EMPLOYEE RETIREMENT	R	72304.75	ACCOUNTS PAYABLE VOUCHER
* V949904	07/16/2023	SCHOOL EMPLOYEE RETIREMENT (SERS)	R	113225.23	ACCOUNTS PAYABLE VOUCHER
* V949905	07/16/2023	SHCSD DENTAL	R	30192.19	ACCOUNTS PAYABLE VOUCHER
* V949906	07/16/2023	SHCSD MEDICAL	R	447311.27	ACCOUNTS PAYABLE VOUCHER
* V949907	07/16/2023	SHCSD PRESCRIPTION	R	110909.47	ACCOUNTS PAYABLE VOUCHER
* V949908	07/16/2023	STATE TEACHERS RETIREMENT	R	278323.90	ACCOUNTS PAYABLE VOUCHER
* V949909	07/16/2023	STATE TEACHERS RETIREMENT (STRS)	R	331329.15	ACCOUNTS PAYABLE VOUCHER
* V949910	07/16/2023	STRS BUY BACK ANNUITIZED	R	1118.83	ACCOUNTS PAYABLE VOUCHER
* V949911	07/16/2023	TREASURER, STATE OF OHIO	R	66652.01	ACCOUNTS PAYABLE VOUCHER
* V949912	07/16/2023	VOYA RETIREMENT INS. AND ANNUITY CO	R	2406.38	ACCOUNTS PAYABLE VOUCHER
* V949913	07/16/2023	VOYA RETIREMENT INS.&ANNUITY	R	8681.00	ACCOUNTS PAYABLE VOUCHER
TOTAL FUND				8509452.01	
TOTAL REPORT				8509452.01	

9. BOND ISSUE EXPENDITURE SUMMARY

SHAKER HEIGHTS CITY SCHOOL DISTRICT
FUND 004
CAPITAL PROJECT EXPENDITURES

SUMMARY AS OF
July 31, 2023

CATEGORY	BEG. OF MONTH BALANCE	EXPENDITURES MTD	EXPENDITURES TO DATE
OTHER NON-BOND PROJECTS 9121, 9150&9620	\$31,516,739.42	\$0.00	\$31,516,739.42
SSF FUNDED PROJECTS	\$2,475,740.82	\$0.00	\$2,475,740.82
FY2018 BONDS-SCC 94xx	\$25,525,595.39	\$0.00	\$25,525,595.39
TOTAL TO DATE	\$59,518,075.63	\$0.00	\$59,518,075.63

**NON-BOND SOURCES
OTHER**

PROJECT December 31 2018	BUILDING	Land, Building Vehicles, F&E	CHECK DATE	SPECIAL COST CENTER	ESTIMATED COST	ACTUAL COST MTD	ACTUAL COST TO DATE	CONTRACTOR/ VENDOR
Other:								
install hot water boiler; remove old one	Middle School		1/12/2005		\$6,000.00	\$6,000.00	\$6,000.00	Hoover Heating & Air Cond.
completion of electrical upgrades	High School		1/31/2005		\$11,472.00	\$11,472.00	\$11,472.00	Genesis Electric
service on Hydro Pulse boiler	District		1/31/2005		\$685.00	\$685.00	\$685.00	Hoover Heating & Air Cond.
DA Robers & Assoc	District		2/9/2005		\$2,000.00	\$2,000.00	\$2,000.00	DA Robers & Assoc.
repair roof leaks	Woodbury		2/17/2005		\$470.00	\$470.00	\$470.00	Allied Commerical Roofing
repair roof leaks	Middle School		2/17/2005		\$260.00	\$260.00	\$260.00	Allied Commerical Roofing
telecomm & tech consulting project	District		2/17/2005		\$2,343.75	\$2,343.75	\$2,343.75	Business Technologies
Boulevard elevator - architectural fee	Boulevard		2/17/2005		\$2,070.00	\$2,070.00	\$2,070.00	Collins, Gordon, Bostwick
8 Year Plan - prof services	District		2/17/2005		\$1,298.75	\$1,298.75	\$1,298.75	Collins, Gordon, Bostwick
Onaway Learning Garden - architect	Onaway		2/17/2005		\$3,207.99	\$3,207.99	\$3,207.99	McKnight & Assoc. Ltd.
48 chairs with chrome frames	Fernway		2/17/2005		\$2,283.43	\$2,283.43	\$2,283.43	Waller-Duman Inc.
cafeteria table	Boulevard		2/17/2005		\$942.44	\$942.44	\$942.44	Waller-Duman Inc.
20 folding tables	High School		2/17/2005		\$4,851.00	\$4,851.00	\$4,851.00	Waller-Duman Inc.
repair roof leaks	High School		2/25/2005		\$860.00	\$860.00	\$860.00	Allied Commerical Roofing
repair roof leaks	High School		2/25/2005		\$440.00	\$440.00	\$440.00	Allied Commerical Roofing
repair roof leaks	Fernway		2/25/2005		\$250.00	\$250.00	\$250.00	Allied Commerical Roofing
engineering visit - swing support	Mercer		2/25/2005		\$375.00	\$375.00	\$375.00	Barber and Hoffman Inc
engineering visit - stair vibration	Fernway		2/25/2005		\$840.00	\$840.00	\$840.00	Barber and Hoffman Inc
schematic design - 8 Year Plan	District		2/25/2005		\$1,860.00	\$1,860.00	\$1,860.00	Collins, Gordon, Bostwick
HVAC service call - Phys Ed office	High School		2/25/2005		\$152.50	\$152.50	\$152.50	Hoover Heating & Air Cond.
2nd year of Gold maint - 60 mo contract	District		3/8/2005		\$7,599.00	\$7,599.00	\$7,599.00	Integrated Precision
Woodbury addendum on maint contract	Woodbury		3/8/2005		\$2,081.45	\$2,081.45	\$2,081.45	Integrated Precision
project mgmt activites - roof restoration	HS, Mercer		3/16/2005		\$630.00	\$630.00	\$630.00	Kenderson, Inc.
audio/video consult/design	Onaway		3/16/2005		\$111.18	\$111.18	\$111.18	Teamco/John Paul Baker
repair roof leaks	Bus Gar, Mercer		3/16/2005		\$720.00	\$720.00	\$720.00	Allied Commerical Roofing
consulting - spec ed student transp	District		3/16/2005		\$3,000.00	\$3,000.00	\$3,000.00	Education Logistics, Inc.
audio/video consult/design	Middle School		3/24/2005		\$607.66	\$607.66	\$607.66	Teamco/John Paul Baker
tractor and loader	District		3/24/2005		\$21,612.55	\$21,612.55	\$21,612.55	West Shore New Holland, Inc
legal ad for "Peter's Garden"	Onaway		3/28/2005		\$556.92	\$556.92	\$556.92	Plain Dealer
engnr/arch serv - mobile classrm relo	District		3/30/2005		\$17,969.53	\$17,969.53	\$17,969.53	Christian & Klopper, Inc.
arch services - SHCSD 8 year plan	District		3/30/2005		\$2,070.00	\$2,070.00	\$2,070.00	Collins, Gordon, Bostwick
roof and gutter repairs	District	Building	4/28/2005	9150	\$1,225.00	\$1,225.00	\$1,225.00	Allied Commercial Roofing
spec ed transp study - travel exp	District	F&E	4/28/2005	9150	\$275.63	\$275.63	\$275.63	Education Logistics, Inc.
flat screen monitor (19")	Transportation	F&E	4/30/2005	9150	\$349.00	\$349.00	\$349.00	Dell Marketing L.P.
flat screen monitor (17")	Admin	F&E	4/30/2005	9150	\$229.00	\$229.00	\$229.00	Dell Marketing L.P.
engineering for elect serv upgrade	High School	Building	5/4/2005	9150	\$520.00	\$520.00	\$520.00	Karpinski Engineering
install mini-split A/C units (5)	District	F&E	5/10/2005	9150	\$21,282.50	\$21,282.50	\$21,282.50	Hoover Heating & Air Cond.
ornamental spray - Rose Garden	Woodbury	Land	5/26/2005	9150	\$97.00	\$97.00	\$97.00	H.A.M. Landscaping
tables with Chem-Armor surface (3)	Woodbury	F&E	5/26/2005	9150	\$3,135.00	\$3,135.00	\$3,135.00	Ward's Natural Science
metal student lockers	Fernway	F&E	5/26/2005	9150	\$1,200.00	\$1,200.00	\$1,200.00	Waller-Duman Inc.
ornamental Spray - Rose Garden	Woodbury	Land	6/9/2005	9150	\$195.45	\$195.45	\$195.45	H.A.M. Landscaping
qtrly fee - telecom & tech consulting	Admin	F&E	6/9/2005	9150	\$2,343.75	\$2,343.75	\$2,343.75	Business Technologies

OTHER

PROJECT December 31 2018	BUILDING	Land, Building Vehicles, F&E	CHECK DATE	SPECIAL COST CENTER	ESTIMATED COST	ACTUAL COST MTD	ACTUAL COST TO DATE	CONTRACTOR/ VENDOR
TV mount	Boulevard	F&E	6/27/2005	9150	\$180.00	\$180.00	\$180.00	Teamco/John Paul Baker
travel exp for transp consultant	Admin	F&E	6/27/2005	9150	\$278.17	\$278.17	\$278.17	Education Logistics, Inc.
portion of plan review - elev study	Boulevard	Building	6/27/2005	9150	\$188.23	\$188.23	\$188.23	Collins, Gordon, Bostwick
landscaping at Woodbury	Woodbury	Land	7/28/2005	9150	\$135.00	\$135.00	\$135.00	H.A.M. Landscaping
rooftop unit above HS Library	High School	F&E	7/29/2005	9150	\$806.25	\$806.25	\$806.25	Hoover Heating & Air Cond.
install new boiler	Boulevard	F&E	7/29/2005	9150	\$20,580.00	\$20,580.00	\$20,580.00	RCR Services Inc.
1/2 cost of Door H lock and remote	District	Building	8/5/2005	9150	\$2,365.45	\$2,365.45	\$2,365.45	Integrated Precision
qtrly fee - telecom & tech consulting	Admin	F&E	8/12/2005	9150	\$2,343.75	\$2,343.75	\$2,343.75	Business Technologies
ornamental spray - Rose Garden	Woodbury	Land	8/12/2005	9150	\$540.00	\$540.00	\$540.00	H.A.M. Landscaping
architectural services - Peters Garden	Onaway	Land	8/31/2005	9150	\$1,512.46	\$1,512.46	\$1,512.46	McKnight & Assoc. Ltd.
miscellaneous roof repairs	District	Building	9/15/2005	9150	\$1,260.00	\$1,260.00	\$1,260.00	Allied Commercial Roofing
ornamental Spray - Rose Garden	Woodbury	Land	9/15/2005	9150	\$405.00	\$405.00	\$405.00	H.A.M. Landscaping
service call on small a/c unit	High School	F&E	9/15/2005	9150	\$203.00	\$203.00	\$203.00	Hoover Heating & Air Cond.
architectural services - Peters Garden	Onaway	Land	9/23/2005	9150	\$900.00	\$900.00	\$900.00	McKnight & Assoc. Ltd.
upgrade AED units	District	F&E	9/23/2005	9150	\$7,281.25	\$7,281.25	\$7,281.25	Medtronic Physio-Control Corp
annual roofing inspection/assessment	District	Building	10/12/2005	9150	\$1,375.00	\$1,375.00	\$1,375.00	Kenderson, Inc.
re-mount TV in music room	Woodbury	F&E	10/12/2005	9150	\$277.60	\$277.60	\$277.60	Teamco/John Paul Baker
repairs on computer lab rooftop a/c	Woodbury	F&E	10/19/2005	9150	\$338.93	\$338.93	\$338.93	Hoover Heating & Air Cond.
maint contract - attendance ph system	High School	F&E	10/28/2005	9150	\$395.00	\$395.00	\$395.00	US Netcom Corp
repair of roof leaks	MS & Bus Gar	Building	11/4/2005	9150	\$1,550.00	\$1,550.00	\$1,550.00	Allied Commercial Roofing
SMART board	Onaway	F&E	11/4/2004	9150	\$1,923.00	\$1,923.00	\$1,923.00	SMART Ed. Services
partial exp for SMARTbd to Jennings	Onaway	F&E	5/18/2006	9150	(\$1,373.37)	(\$1,373.37)	(\$1,373.37)	SSF/Jennings Grant
ornamental Spray, Rose Garden, Sep	Woodbury	Land	11/7/2005	9150	\$540.00	\$540.00	\$540.00	H.A.M. Landscaping
five addtl parking slots (Peter's Grdn)	Onaway	Land	11/14/2005	9150	\$22,962.00	\$22,962.00	\$22,962.00	Vizmeg Landscape Inc.
repair of roof leaks	Admin	Building	11/18/2005	9150	\$230.00	\$230.00	\$230.00	Allied Commercial Roofing
ornamental spray, Rose Garden, Oct	Woodbury	Land	11/23/2005	9150	\$270.00	\$270.00	\$270.00	H.A.M. Landscaping
upgrade of a/c unit to Mitsubishi	Onaway	F&E	11/23/2005	9150	\$650.00	\$650.00	\$650.00	Hoover Heating & Air Cond.
s/w maint & support - PhoneMaster	Transportation	F&E	12/9/2005	9150	\$499.00	\$499.00	\$499.00	US Netcom Corp
roof repairs at Admin Building	Admin	Building	12/30/2005	9150	\$395.00	\$395.00	\$395.00	Allied Commercial Roofing
misc service calls re: furnace/AC	District	F&E	1/13/2006	9150	\$1,531.34	\$1,531.34	\$1,531.34	Hoover Heating & Air Cond.
gutter and roof repair	Mercer	Building	1/24/2006	9150	\$1,595.00	\$1,595.00	\$1,595.00	Allied Commercial Roofing
two Epson projectors	Onaway	F&E	2/10/2006	9150	\$2,483.98	\$2,483.98	\$2,483.98	CDW Government, Inc.
labor for mounting televisions	Boulevard	F&E	2/15/2006	9150	\$480.00	\$480.00	\$480.00	Teamco/John Paul Baker
corner desk with hutch, storage unit	District	F&E	2/15/2006	9150	\$1,658.00	\$1,658.00	\$1,658.00	Mentor Office Supply
mobile files with lock	District	F&E	2/15/2006	9150	\$692.00	\$692.00	\$692.00	Mentor Office Supply
appliance - tchrs lounge (was Fnd 01)	Boulevard	F&E	2/28/2006	9150	\$455.00	\$455.00	\$455.00	Lowe's
music library system	Middle School	F&E	3/9/2006	9150	\$6,584.25	\$6,584.25	\$6,584.25	Wenger Corporation
repairs of roof leak over room 113	Lomond	Building	3/31/2006	9150	\$385.00	\$385.00	\$385.00	Allied Commercial Roofing
ornamental spray, Rose Garden, Mar	Woodbury	Land	4/27/2006	9150	\$135.00	\$135.00	\$135.00	H.A.M. Landscaping
ornamental spray, Rose Garden, Apr	Woodbury	Land	5/25/2006	9150	\$135.00	\$135.00	\$135.00	H.A.M. Landscaping
repair of roof leak and loose slates	Woodbury	Building	6/16/2006	9150	\$265.00	\$265.00	\$265.00	Allied Commercial Roofing
repair of three roof leak areas	Boulevard	Building	6/16/2006	9150	\$725.00	\$725.00	\$725.00	Allied Commercial Roofing
correction to SSF share for P's Garden	Onaway	Land	6/30/2006	9150	\$702.00	\$702.00	\$702.00	transfer Vizmeg exp from SSF
ornamental spray - Rose Garden, Jun	Woodbury	Land	7/21/2006	9150	\$540.00	\$540.00	\$540.00	H.A.M. Landscaping
service call on a/c in Music Room	Fernway	Building	7/21/2006	9150	\$165.00	\$165.00	\$165.00	Hoover Heating & Air Cond.

OTHER

PROJECT December 31 2018	BUILDING	Land, Building Vehicles, F&E	CHECK DATE	SPECIAL COST CENTER	ESTIMATED COST	ACTUAL COST MTD	ACTUAL COST TO DATE	CONTRACTOR/ VENDOR
repair roof leak	Admin	Building	7/31/2006	9150	\$375.00	\$375.00	\$375.00	Allied Commercial Roofing
ornamental spray - Rose Garden, Jul	Woodbury	Land	8/31/2006	9150	\$540.00	\$540.00	\$540.00	H.A.M. Landscaping
three seat walls/benches	Onaway	Land	8/31/2006	9181	\$8,400.00	\$8,400.00	\$8,400.00	Pinzone II
reimb from PTO for three benches	Onaway	Land	9/27/2006	9181	(\$8,400.00)	(\$8,400.00)	(\$8,400.00)	Onaway PTO
ornamental spray - Rose Garden, Aug	Woodbury	Land	9/8/2006	9150	\$540.00	\$540.00	\$540.00	H.A.M. Landscaping
install TV/VCR mounts	District	F&E	9/15/2006	9150	\$5,824.69	\$5,824.69	\$5,824.69	Teamco/John Paul Baker
move outlet	Mercer	Building	9/22/2006	9150	\$315.00	\$315.00	\$315.00	Teamco/John Paul Baker
repair roof leak	Boulevard	Building	9/27/2006	9150	\$395.00	\$395.00	\$395.00	Allied Commercial Roofing
ornamental spray - Rose Garden, Sep	Woodbury	Land	10/16/2006	9150	\$540.00	\$540.00	\$540.00	H.A.M. Landscaping
ornamental spray - Rose Garden, Oct	Woodbury	Land	11/17/2006	9150	\$135.00	\$135.00	\$135.00	H.A.M. Landscaping
repair of misc roof leaks	District	Building	11/17/2006	9150	\$1,515.00	\$1,515.00	\$1,515.00	Allied Commercial Roofing
miscellaneous roof repairs	Middle School	Building	11/30/2006	9150	\$2,770.00	\$2,770.00	\$2,770.00	Allied Commercial Roofing
transfer F07 Rose Garden exp to Fd 1	Woodbury	Land	11/30/2006	9150	(\$2,295.00)	(\$2,295.00)	(\$2,295.00)	intra-district transfer
install TV & cabling for computer AV	Middle School	F&E	12/20/2006	9150	\$690.00	\$690.00	\$690.00	Teamco/John Paul Baker
repair of misc roof leaks	High School	Building	12/29/2006	9150	\$785.00	\$785.00	\$785.00	Allied Commercial Roofing
water testing of drains over auditorium	High School	Building	12/29/2006	9150	\$425.00	\$425.00	\$425.00	Allied Commercial Roofing
repair damaged section of roof	Middle School	Building	2/19/2007	9150	\$3,995.00	\$3,995.00	\$3,995.00	Allied Commercial Roofing
repair of roof leaks and cracked drain	Middle School	Building	4/20/2007	9150	\$275.00	\$275.00	\$275.00	Allied Commercial Roofing
ornamental spray - Rose Garden, May&Jun	Woodbury	Land	8/10/2007	9150	\$1,080.00	\$1,080.00	\$1,080.00	H.A.M. Landscaping
cable outlet installed	High School	Building	10/8/2007	9150	\$403.49	\$403.49	\$403.49	Teamco/John Paul Baker
legal charges	High School	Building	11/24/2007	9150	\$958.08	\$958.08	\$958.08	Plain Dealer
ornamental spray - Rose Garden	Woodbury	Land	12/11/2007	9150	\$1,485.00	\$1,485.00	\$1,485.00	H.A.M. Landscaping
cable installation and TV mounting	High School	F&E	12/20/2007	9150	\$1,474.53	\$1,474.53	\$1,474.53	Teamco/John Paul Baker
antenna and mast	Fernway	F&E	1/16/2008	9150	\$639.58	\$639.58	\$639.58	Teamco/John Paul Baker
Plain Dealer Ad	District	Building	7/26/2008	9150	\$1,137.72	\$1,137.72	\$1,137.72	Plain Dealer
Plain Dealer Ad	District	Building	8/30/2008	9150	\$978.04	\$978.04	\$978.04	Plain Dealer
Extend cable system	District	Building	10/14/2008	9150	\$2,084.32	\$2,084.32	\$2,084.32	Teamco/John Paul Baker
Emergency Fire Remediation	District	Building	12/12/2008	9150	\$6,435.72	\$6,435.72	\$6,435.72	Yanesh Brothers Construction
Water damage, restoration services	District	Building	12/31/2008	9150	\$47,000.00	\$47,000.00	\$47,000.00	Paul Davis Restoration of Cleve
TV installation	High School	F&E	1/16/2009	9150	\$660.00	\$660.00	\$660.00	Teamco/John Paul Baker
Ludlow Restoration	District	Building	5/29/2009	9150	\$5,341.02	\$5,341.02	\$5,341.02	Paul Davis Restoration of Cleve
DLMO Supplies	District	F&E	6/1/2009	9169	\$636.00	\$636.00	\$636.00	Cousin's Video
Security Equipment	District	F&E	9/16/2009	9150	\$21,730.62	\$21,730.62	\$21,730.62	21st Century Alarm/Data
Security Cameras	Middle School	F&E	9/25/2009	9150	\$9,859.00	\$9,859.00	\$9,859.00	21st Century Alarm/Data
Security Cameras	Lomond	F&E	4/22/2010	9150	\$3,850.00	\$3,850.00	\$3,850.00	21st Century Alarm/Data
Security Cameras-Shaker Share	Ludlow	F&E	8/31/2010	9150	\$8,848.50	\$8,848.50	\$8,848.50	21st Century Alarm/Data
Security Cameras-PEP Share	Ludlow	F&E	8/31/2010	9150	\$8,848.50	\$8,848.50	\$8,848.50	21st Century Alarm/Data
Admin Chiller Architectural Services	Admin	F&E	7/31/2014	9150	\$20,444.80	\$20,444.80	\$20,444.80	Neville Architects
Replacement chiller	Admin	F&E	9/16/2014	9150	\$21,143.00	\$21,143.00	\$21,143.00	Carrier Corporation
Replacement chiller	Admin	F&E	10/23/2014	9150	\$114,580.00	\$114,580.00	\$114,580.00	Daikin Applied
Replacement chiller	Admin	F&E	10/30/2014	9150	\$5,220.00	\$5,220.00	\$5,220.00	Daikin Applied
Admin Chiller Architectural Services	Admin	F&E	12/29/2014	9150	\$4,070.00	\$4,070.00	\$4,070.00	Neville Architects
Chiller Replacement Project	Admin	F&E	7/31/2015	9150	\$8,230.00	\$8,230.00	\$8,230.00	Daikin Applied
Correction of prior period expense	Admin	F&E	12/31/2017	9150	(\$94,742.74)	(\$94,742.74)	(\$94,742.74)	Move exp to SCC 9165
Correction of prior period expense	Admin	F&E	12/31/2017	9150	(\$33,244.34)	(\$33,244.34)	(\$33,244.34)	Move exp to SCC 9167

OTHER

PROJECT December 31 2018	BUILDING	Land, Building Vehicles, F&E	CHECK DATE	SPECIAL COST CENTER	ESTIMATED COST	ACTUAL COST MTD	ACTUAL COST TO DATE	CONTRACTOR/ VENDOR
HS Fire Remediation	High School	Building	7/24/2018	9150	\$81,064.24	\$81,064.24	\$81,064.24	All Disaster Services
Facilities Assessment	Admin	Building	10/30/2018	9150	\$17.50	\$17.50	\$17.50	Van Auken Akins Architects LLC
Kubota Grounds Vehicle	District	Vehicles	5/12/2023	9150	\$50,617.60	\$50,617.60	\$50,617.60	Cutter Power Sales
Kubota Grounds Vehicle	District	Vehicles	5/31/2023	9150	\$55,330.00	\$55,330.00	\$55,330.00	Bair's Inc.
LAN - Network Integration Project:								
vendor maintenance renewals (6)	Admin	F&E	1/31/2005		\$563.59	\$563.59	\$563.59	Data Processing Sciences
Network Support - Dec 04	District	F&E	1/31/2005		\$1,500.00	\$1,500.00	\$1,500.00	Information Systems Integration
Network Support - Jan 05 and Feb 05	District	F&E	2/17/2005		\$3,000.00	\$3,000.00	\$3,000.00	Information Systems Integration
Network Support - March 05	District	F&E	4/19/2005	9178	\$1,500.00	\$1,500.00	\$1,500.00	Information Systems Integration
Network Support - April 05	District	F&E	5/4/2005	9178	\$1,500.00	\$1,500.00	\$1,500.00	Information Systems Integration
Network Support - May 05	District	F&E	5/31/2005	9178	\$1,500.00	\$1,500.00	\$1,500.00	Information Systems Integration
Network Support - June 05	District	F&E	6/27/2005	9178	\$1,500.00	\$1,500.00	\$1,500.00	Information Systems Integration
Buses:								
71 passenger school buses (2)	District	Vehicles	5/23/2005	9163	\$117,020.00	\$117,020.00	\$117,020.00	Myers Equipment Corp
bus for special needs students	District	Vehicles	8/18/2005	9163	\$33,676.00	\$33,676.00	\$33,676.00	Transportation Equip Sales Corp
65 passenger school buses (2)	District	Vehicles	8/31/2005	9163	\$117,325.00	\$117,325.00	\$117,325.00	Myers Equipment Corp
principal & interest on 365 day loan	District	Vehicles	10/19/2005	9163	\$734,328.00	\$734,328.00	\$734,328.00	Fifth Third Bank
71 passenger school buses (2)	District	Vehicles	5/18/2006	9163	\$115,766.00	\$115,766.00	\$115,766.00	Myers Equipment Corp
71 passenger school bus	District	Vehicles	8/25/2006	9163	\$58,758.00	\$58,758.00	\$58,758.00	Myers Equipment Corp
principal & interest on 365 day loan	District	Vehicles	10/18/2006	9163	\$592,736.67	\$592,736.67	\$592,736.67	Huntington National Bank
71 passenger school buses (4)	District	Vehicles	10/31/2006	9163	\$242,892.00	\$242,892.00	\$242,892.00	Wise International Trucks
paying agent fee for bus loan	District	Vehicles	11/27/2006	9163	\$200.00	\$200.00	\$200.00	Huntington National Bank
transfer paying agent fee to Fund 002	District	Vehicles	12/31/2006	9163	(\$200.00)	(\$200.00)	(\$200.00)	Huntington National Bank
principal & interest on 365 day loan	District	Vehicles	10/18/2007	9163	\$592,736.67	\$592,736.67	\$592,736.67	Huntington National Bank
71 passenger school buses (3)	District	Vehicles	10/26/2007	9163	\$208,476.00	\$208,476.00	\$208,476.00	Power City Intrn'l Trucks, Inc
65 passenger school buses (1)	District	Vehicles	4/25/2008	9163	\$70,432.60	\$70,432.60	\$70,432.60	Power City Intrn'l Trucks, Inc
GPS Unit for buses	District	Vehicles	9/11/2008	9163	\$44,750.00	\$44,750.00	\$44,750.00	Education Logistics, Inc
GPS Units installed	District	Vehicles	9/24/2008	9163	\$26,034.50	\$26,034.50	\$26,034.50	Education Logistics, Inc
principal & interest on 365 day loan	District	Vehicles	10/18/2008	9163	\$518,198.33	\$518,198.33	\$518,198.33	Huntington National Bank
71 passenger school buses (4)	District	Vehicles	1/9/2009	9163	\$299,513.60	\$299,513.60	\$299,513.60	Power City Intrn'l Trucks, Inc
Fleettracker software	District	Vehicles	8/14/2009	9163	\$2,024.00	\$2,024.00	\$2,024.00	Education Logistics
Fleettracker trainer travel exp	District	Vehicles	8/14/2009	9163	\$1,594.39	\$1,594.39	\$1,594.39	Education Logistics
Fleettracker training fees	District	Vehicles	8/14/2009	9163	\$2,550.00	\$2,550.00	\$2,550.00	Education Logistics
71 passenger school buses (8)	District	Vehicles	10/9/2009	9171	\$609,017.80	\$609,017.80	\$609,017.80	Power City Intrn'l Trucks, Inc
principal & interest on 365 day loan	District	Vehicles	10/15/2009	9163	\$514,958.33	\$514,958.33	\$514,958.33	Huntington National Bank
principal & interest on 365 day loan	District	Vehicles	10/5/2010	9171	\$605,983.33	\$605,983.33	\$605,983.33	Huntington National Bank
School Buses (4)	District	Vehicles	9/23/2011	9171	\$316,868.00	\$316,868.00	\$316,868.00	Center City International
principal & interest on 365 day loan	District	Vehicles	10/4/2011	9171	\$605,983.33	\$605,983.33	\$605,983.33	Huntington National Bank
Interest on 2012 Bus Bonds	District	Vehicles	6/14/2013	9171	\$12,500.00	\$12,500.00	\$12,500.00	Bank of New York Mellon
Principal & interest on 2012 Bus Bonds	District	Vehicles	12/15/2013	9171	\$100,000.00	\$100,000.00	\$100,000.00	Bank of New York Mellon
2015 IC Bus	District	Vehicles	2/28/2014	9171	\$26,992.00	\$26,992.00	\$26,992.00	Interstate Billing Service

OTHER

PROJECT December 31 2018	BUILDING	Land, Building Vehicles, F&E	CHECK DATE	SPECIAL COST CENTER	ESTIMATED COST	ACTUAL COST MTD	ACTUAL COST TO DATE	CONTRACTOR/ VENDOR
Interest on 2012 Bus Bonds	District	Vehicles	6/13/2014	9171	\$9,100.00	\$9,100.00	\$9,100.00	Bank of New York Mellon
Sale of Band Bus	District	Vehicles	7/11/2014	9171	(\$1,544.64)	(\$1,544.64)	(\$1,544.64)	Glean Ministries
Principal & interest on 2012 Bus Bonds	District	Vehicles	12/15/2014	9171	\$104,100.00	\$104,100.00	\$104,100.00	Bank of New York Mellon
Interest on 2012 Bus Bonds	District	Vehicles	6/15/2015	9171	\$8,150.00	\$8,150.00	\$8,150.00	Bank of New York Mellon
School Buses (4)	District	Vehicles	11/13/2015	9171	\$357,187.00	\$357,187.00	\$357,187.00	Cardinal Bus Sales
Principal & interest on 2012 Bus Bonds	District	Vehicles	12/15/2015	9171	\$103,150.00	\$103,150.00	\$103,150.00	Bank of New York Mellon
Interest on 2012 Bus Bonds	District	Vehicles	6/15/2016	9171	\$7,200.00	\$7,200.00	\$7,200.00	Bank of New York Mellon
30 passenger bus w/ camera	District	Vehicles	8/25/2016	9171	\$50,739.00	\$50,739.00	\$50,739.00	Cardinal Bus Sales
Bus #2 Trade In	District	Vehicles	8/25/2016	9171	(\$2,150.00)	(\$2,150.00)	(\$2,150.00)	Cardinal Bus Sales
School Buses (3)	District	Vehicles	11/30/2016	9171	\$266,424.00	\$266,424.00	\$266,424.00	Interstate Billing Service
Bus Trade Ins	District	Vehicles	11/30/2016	9171	(\$9,100.00)	(\$9,100.00)	(\$9,100.00)	Interstate Billing Service
Principal & interest on 2012 Bus Bonds	District	Vehicles	12/15/2016	9171	\$102,200.00	\$102,200.00	\$102,200.00	Bank of New York Mellon
Interest on 2012 Bus Bonds	District	Vehicles	6/15/2017	9171	\$6,250.00	\$6,250.00	\$6,250.00	Bank of New York Mellon
Additional Trade-In-2 buses	District	Vehicles	11/28/2017	9171	(\$4,200.00)	(\$4,200.00)	(\$4,200.00)	Myers Equipment Corp
School Buses (3)	District	Vehicles	12/22/2017	9171	\$267,426.00	\$267,426.00	\$267,426.00	Myers Equipment Corp
Bus Trade Ins	District	Vehicles	12/22/2017	9171	(\$9,000.00)	(\$9,000.00)	(\$9,000.00)	Myers Equipment Corp
Principal & interest on 2012 Bus Bonds	District	Vehicles	12/15/2017	9171	\$106,250.00	\$106,250.00	\$106,250.00	Bank of New York Mellon
Interest on 2012 Bus Bonds	District	Vehicles	6/15/2018	9171	\$5,250.00	\$5,250.00	\$5,250.00	Bank of New York Mellon
Other Vehicles & Related Equip:								
Ford van T13	District	Vehicles	3/16/2005		\$23,632.09	\$23,632.09	\$23,632.09	Liberty Ford
Eurovent truck and bus exhaust sys	Bus Garage	Vehicles	4/19/2005	9150	\$20,950.00	\$20,950.00	\$20,950.00	Myers Tire Supply
landscaping machinery and equip	Maintenance	F&E	5/10/2005	9150	\$10,869.00	\$10,869.00	\$10,869.00	Century Equipment
two mowers	Maintenance	F&E	5/26/2005	9150	\$5,615.60	\$5,615.60	\$5,615.60	Marshall Equipment Company
dump Truck/Western Plow	Maintenance	Vehicles	6/9/2005	9150	\$33,049.33	\$33,049.33	\$33,049.33	Liberty Ford
super Z mower	Maintenance	F&E	6/30/2005	9150	\$7,918.40	\$7,918.40	\$7,918.40	Baker Vehicle Systems, Inc.
E-Z-Go Utility Vehicle (Athletics) T16	High School	Vehicles	6/30/2005	9150	\$7,002.00	\$7,002.00	\$7,002.00	Baker Vehicle Systems, Inc.
pick-up truck for maintenance dept	District	Vehicles	7/27/2005	9150	\$11,000.00	\$11,000.00	\$11,000.00	Liberty Ford
2002 Chevy Venture Van T4	District	Vehicles	8/31/2005	9150	\$11,900.00	\$11,900.00	\$11,900.00	Bass Chevrolet
2003 Chevy Venture Van	District	Vehicles	8/31/2005	9150	\$12,495.00	\$12,495.00	\$12,495.00	Bass Chevrolet
furnish & install plows on 3 trucks	Maintenance	F&E	12/9/2005	9150	\$8,375.00	\$8,375.00	\$8,375.00	Eshelman Enterprises Inc.
2004 Ford Ranger T11	Maintenance	Vehicles	9/8/2006	9150	\$16,834.50	\$16,834.50	\$16,834.50	Liberty Ford
2001 Ford F250 w/plow T9	Maintenance	Vehicles	9/8/2006	9150	\$13,500.00	\$13,500.00	\$13,500.00	Liberty Ford
2006 Ford F250 used van	District	Vehicles	10/9/2006	9150	\$18,000.00	\$18,000.00	\$18,000.00	Liberty Ford
2003 Ford Ranger T15	District	Vehicles	10/31/2006	9150	\$10,369.50	\$10,369.50	\$10,369.50	Liberty Ford
Steiner 4x4 tractor	District	Vehicles	11/17/2006	9150	\$6,000.00	\$6,000.00	\$6,000.00	Baker Vehicle Systems, Inc.
2006 Ford Focus	Admin	Vehicles	1/8/2007	9150	\$13,900.00	\$13,900.00	\$13,900.00	Liberty Ford
2004 Ford Pick-up Truck	Admin	Vehicles	4/20/2007	9150	\$19,325.50	\$19,325.50	\$19,325.50	Liberty Ford
2007 Ford F150	District	F&E	11/29/2007	9150	\$55,200.00	\$55,200.00	\$55,200.00	Valley Ford Truck Sales
2004 Ford Windstar Van	Admin	Vehicles	11/30/2007	9150	\$13,265.50	\$13,265.50	\$13,265.50	Liberty Ford
2006 Ford Focus T10	Admin	Vehicles	12/28/2007	9150	\$13,015.50	\$13,015.50	\$13,015.50	Liberty Ford
Yale Fork Truck	District	Vehicles	1/23/2008	9150	\$7,985.00	\$7,985.00	\$7,985.00	North Coast Lift Truck, Inc
Delivery	District	Vehicles	1/23/2008	9150	\$210.00	\$210.00	\$210.00	North Coast Lift Truck, Inc
Fix Battery	District	Vehicles	1/23/2008	9150	\$625.00	\$625.00	\$625.00	North Coast Lift Truck, Inc

OTHER

PROJECT December 31 2018	BUILDING	Land, Building Vehicles, F&E	CHECK DATE	SPECIAL COST CENTER	ESTIMATED COST	ACTUAL COST MTD	ACTUAL COST TO DATE	CONTRACTOR/ VENDOR
Ford Focus	District	Vehicles	2/29/2008	9150	\$12,475.00	\$12,475.00	\$12,475.00	Liberty Ford
dunp truck	District	Vehicles	2/22/2008	9150	\$3,500.00	\$3,500.00	\$3,500.00	Valley Ford Truck Sales
Ford E150 T17	District	Vehicles	3/28/2008	9150	\$16,475.00	\$16,475.00	\$16,475.00	Liberty Ford
Ford E150	District	Vehicles	3/20/2008	9150	\$16,475.50	\$16,475.50	\$16,475.50	Liberty Ford
Ford E150	District	Vehicles	4/11/2008	9150	\$16,000.00	\$16,000.00	\$16,000.00	Liberty Ford
2005 Ford Focus T7	District	Vehicles	8/15/2008	9150	\$9,614.95	\$9,614.95	\$9,614.95	Liberty Ford
2005 Ford F150	District	Vehicles	8/8/2008	9150	\$14,425.50	\$14,425.50	\$14,425.50	Liberty Ford
2007 Ford Taurus	District	Vehicles	8/29/2008	9150	\$10,975.50	\$10,975.50	\$10,975.50	Liberty Ford
Multipurpose Tractor	District	Vehicles	8/29/2008	9150	\$16,272.50	\$16,272.50	\$16,272.50	Baker Vehicle Systems, Inc.
Multipurpose Tractor	District	Vehicles	9/11/2008	9150	\$455.00	\$455.00	\$455.00	Baker Vehicle Systems, Inc.
2006 Ford F250 T2	District	Vehicles	10/23/2008	9150	\$17,425.00	\$17,425.00	\$17,425.00	Liberty Ford
2004 Ford F-150 T5	District	Vehicles	11/26/2008	9150	\$11,020.50	\$11,020.50	\$11,020.50	Liberty Ford
Terex Front Loader	District	Vehicles	1/23/2009	9150	\$15,000.00	\$15,000.00	\$15,000.00	Falkenberg Excavating, Inc
2008 Ford F250	District	Vehicles	2/25/2009	9150	\$16,895.50	\$16,895.50	\$16,895.50	Liberty Ford
2003 Chevy Venture Van	District	Vehicles	5/8/2009	9150	\$9,875.47	\$9,875.47	\$9,875.47	Liberty Ford
2004 Ford Freestar T8	District	Vehicles	3/25/2010	9150	\$7,543.50	\$7,543.50	\$7,543.50	Liberty Ford
2008 Mercury Mariner T1	District	Vehicles	4/9/2010	9150	\$12,038.50	\$12,038.50	\$12,038.50	Liberty Ford
2008 Mercury Mariner Trade In T1	District	Vehicles	8/26/2010	9150	(\$15,000.00)	(\$15,000.00)	(\$15,000.00)	Liberty Ford
2007 Ford Focus T6	District	Vehicles	8/27/2010	9150	\$9,298.87	\$9,298.87	\$9,298.87	Liberty Ford
2003 Ford Truck T14	District	Vehicles	8/27/2010	9150	\$8,502.87	\$8,502.87	\$8,502.87	Liberty Ford
Lawn Mowers	District	Vehicles	8/13/2010	9150	\$43,850.54	\$43,850.54	\$43,850.54	Baker Vehicle Systems, Inc.
2010 Ford E150 Van	District	Vehicles	10/8/2010	9150	\$19,028.50	\$19,028.50	\$19,028.50	Liberty Ford
2007 Ford F150 T3	District	Vehicles	12/10/2010	9150	\$13,273.50	\$13,273.50	\$13,273.50	Liberty Ford
2006 Ford F250 Trade In T2	District	Vehicles	7/29/2011	9150	(\$13,500.00)	(\$13,500.00)	(\$13,500.00)	Liberty Ford
2008 Ford F250	District	Vehicles	7/29/2011	9150	\$25,023.50	\$25,023.50	\$25,023.50	Liberty Ford
2007 Ford F150 T3	District	Vehicles	9/8/2011	9150	(\$13,100.00)	(\$13,100.00)	(\$13,100.00)	Liberty Ford
2008 Ford F250	District	Vehicles	9/8/2011	9150	\$26,683.50	\$26,683.50	\$26,683.50	Liberty Ford
2002 Chevy Venture Van T4	District	Vehicles	1/5/2012	9150	(\$1,000.00)	(\$1,000.00)	(\$1,000.00)	Liberty Ford
2004 Mercury Monterey T12	District	Vehicles	1/5/2012	9150	\$11,551.50	\$11,551.50	\$11,551.50	Liberty Ford
2007 Ford E350 Van	District	Vehicles	6/14/2012	9150	\$20,283.50	\$20,283.50	\$20,283.50	Liberty Ford
1995 Ford E350 Van	District	Vehicles	6/14/2012	9150	(\$7,500.00)	(\$7,500.00)	(\$7,500.00)	Liberty Ford
2004 Ford F150 T5	District	Vehicles	6/14/2012	9150	(\$1,000.00)	(\$1,000.00)	(\$1,000.00)	Liberty Ford
2011 Toyota	District	Vehicles	8/9/2012	9150	\$23,771.50	\$23,771.50	\$23,771.50	Liberty Ford
2007 Ford Focus T6	District	Vehicles	8/9/2012	9150	(\$4,000.00)	(\$4,000.00)	(\$4,000.00)	Liberty Ford
2005 Ford Focus T7	District	Vehicles	8/9/2012	9150	(\$2,500.00)	(\$2,500.00)	(\$2,500.00)	Liberty Ford
2004 Ford Freestar T8	District	Vehicles	10/4/2012	9150	(\$2,500.00)	(\$2,500.00)	(\$2,500.00)	Liberty Ford
2001 Ford F250 T9	District	Vehicles	10/4/2012	9150	(\$4,500.00)	(\$4,500.00)	(\$4,500.00)	Liberty Ford
2008 Ford F250	District	Vehicles	10/4/2012	9150	\$24,583.00	\$24,583.00	\$24,583.00	Liberty Ford
Various Trade-Ins	District	Vehicles	8/22/2013	9150	(\$18,500.00)	(\$18,500.00)	(\$18,500.00)	Liberty Ford
2006 Ford Focus T10	District	Vehicles	8/22/2013	9150	(\$4,000.00)	(\$4,000.00)	(\$4,000.00)	Liberty Ford
2004 Ford Ranger T11	Maintenance	Vehicles	8/22/2013	9150	(\$4,000.00)	(\$4,000.00)	(\$4,000.00)	Liberty Ford
2008 Ford F350	District	Vehicles	8/22/2013	9150	\$32,273.50	\$32,273.50	\$32,273.50	Liberty Ford
2012 Dodge Grand Caravan	District	Vehicles	3/10/2014	9150	\$17,283.50	\$17,283.50	\$17,283.50	Ganley Dodge, Inc.
2004 Mercury Monterey T12	District	Vehicles	3/10/2014	9150	(\$2,783.50)	(\$2,783.50)	(\$2,783.50)	Ganley Dodge, Inc.
2011 Ford F250	District	Vehicles	11/13/2014	9150	\$30,220.50	\$30,220.50	\$30,220.50	Liberty Ford

OTHER

PROJECT December 31 2018		BUILDING	Land, Building Vehicles, F&E	CHECK DATE	SPECIAL COST CENTER	ESTIMATED COST	ACTUAL COST MTD	ACTUAL COST TO DATE	CONTRACTOR/ VENDOR
2006 Ford Freestar	T13	District	Vehicles	11/13/2014	9150	(\$1,000.00)	(\$1,000.00)	(\$1,000.00)	Liberty Ford
2003 Ford F250	T14	District	Vehicles	11/13/2014	9150	(\$9,000.00)	(\$9,000.00)	(\$9,000.00)	Liberty Ford
2010 Ford F250		District	Vehicles	1/29/2015	9150	\$23,783.50	\$23,783.50	\$23,783.50	Liberty Ford
1999 Chevy Truck Trade-In		District	Vehicles	1/29/2015	9150	(\$5,000.00)	(\$5,000.00)	(\$5,000.00)	Liberty Ford
2011 Ford Ranger		District	Vehicles	4/30/2015	9150	\$21,183.50	\$21,183.50	\$21,183.50	Liberty Ford
EZ-Go Utility Vehicle		MS	Vehicles	11/19/2015	9150	\$3,500.00	\$3,500.00	\$3,500.00	Baker Vehicle Systems, Inc.
2003 Ford Ranger	T15	District	Vehicles	4/14/2016	9150	(\$1,583.50)	(\$1,583.50)	(\$1,583.50)	Liberty Ford
2012 Ford Escape		District	Vehicles	4/14/2016	9150	\$14,583.50	\$14,583.50	\$14,583.50	Liberty Ford
EZ-Go Utility Vehicle-Trade In	T16	High School	Vehicles	6/30/2016	9150	(\$804.00)	(\$804.00)	(\$804.00)	Baker Vehicle Systems, Inc.
Truckster Golf Cart		High School	Vehicles	6/30/2016	9150	\$8,104.00	\$8,104.00	\$8,104.00	Baker Vehicle Systems, Inc.
EZ-Go Golf Cart		District	Vehicles	7/31/2016	9150	\$7,424.00	\$7,424.00	\$7,424.00	Baker Vehicle Systems, Inc.
Ventrac 4227-Trade In		District	F&E	12/22/2016	9150	(\$2,500.00)	(\$2,500.00)	(\$2,500.00)	Baker Vehicle Systems, Inc.
Ventrac 4500 Tractor-Trade In		District	F&E	12/22/2016	9150	\$32,834.94	\$32,834.94	\$32,834.94	Baker Vehicle Systems, Inc.
New Holland Tractor Cab		District	F&E	2/9/2017	9150	\$7,405.00	\$7,405.00	\$7,405.00	Medina Tractor Sales
Year-end adjustment		District		6/30/2017	9314	\$24,647.33	\$24,647.33	\$24,647.33	Move exp from SCC9314
2005 Ford E150 Van	T17	District	Vehicles	9/22/2017	9150	(\$3,000.00)	(\$3,000.00)	(\$3,000.00)	Liberty Ford
2015 Ford Transit		District	Vehicles	9/22/2017	9150	\$30,273.50	\$30,273.50	\$30,273.50	Liberty Ford
Planetarium Project:									
Planetarium Projection System		High School	F&E	5/2/2013	9150	\$59,000.00	\$59,000.00	\$59,000.00	Spitz, Inc.
Planetarium Projection System		High School	F&E	6/27/2013	9150	\$31,300.00	\$31,300.00	\$31,300.00	Spitz, Inc.
Planetarium Projection System		High School	F&E	4/30/2014	9150	(\$4,555.00)	(\$4,555.00)	(\$4,555.00)	Corr. Posting-To 004-9164
PTO Technology:									
Elmo Camera		Lomond	F&E	5/8/2009	9169	\$636.00	\$636.00	\$636.00	Cousin's Video
Computer equipment		Boulevard	F&E	7/24/2009	9169	\$10,861.00	\$10,861.00	\$10,861.00	Smart Ed Services
Computer equipment		Woodbury	F&E	6/30/2010	9169	\$950.32	\$950.32	\$950.32	Easy Graphics and MCPc
Computer equipment		Boulevard	F&E	10/27/2010	9169	\$6,534.60	\$6,534.60	\$6,534.60	Easy Graphics and MCPc
Computer equipment		Woodbury	F&E	8/30/2011	9169	\$25,000.00	\$25,000.00	\$25,000.00	Smart Ed Services
Sound System		Mercer	F&E	1/31/2012	9169	\$4,500.00	\$4,500.00	\$4,500.00	Soundcom Systems
Document Camera		Boulevard	F&E	4/30/2014	9169	\$6,998.00	\$6,998.00	\$6,998.00	Corr. Posting-From FD 001 Tech
Chromebooks		Middle School	F&E	6/30/2016	9169	\$14,520.00	\$14,520.00	\$14,520.00	CDI Computer Dealers Inc
HP LasetJet Printer		Middle School	F&E	1/10/2017	9169	\$224.99	\$224.99	\$224.99	American Express-Amazon
Chromebooks		Middle School	F&E	1/26/2017	9169	\$6,630.00	\$6,630.00	\$6,630.00	CDI Computer Dealers Inc
Computer Charging Station		Middle School	F&E	1/31/2017	9169	\$889.65	\$889.65	\$889.65	School Outfitters
Smartboard		Middle School	F&E	3/16/2017	9169	\$1,808.00	\$1,808.00	\$1,808.00	Tierney Brothers, Inc
Chromebooks		Middle School	F&E	4/7/2017	9169	(\$7,520.00)	(\$7,520.00)	(\$7,520.00)	CDI Computer Dealers Inc
Zing Laser Cutter		Middle School	F&E	6/29/2017	9169	\$947.36	\$947.36	\$947.36	Buckeye Educational Systems
Video Card		Middle School	F&E	2/10/2019	9169	\$630.94	\$630.94	\$630.94	Micro Center
Projector		Middle School	F&E	2/10/2019	9169	\$521.70	\$521.70	\$521.70	CDW Government
Tech Supplies		District	F&E	3/10/2019	9169	\$36.93	\$36.93	\$36.93	Ace Hardware
Tech Supplies		District	F&E	3/10/2019	9169	\$249.72	\$249.72	\$249.72	Home Depot
Tech Supplies		District	F&E	3/10/2019	9169	\$101.70	\$101.70	\$101.70	Amazon

OTHER

PROJECT December 31 2018	BUILDING	Land, Building Vehicles, F&E	CHECK DATE	SPECIAL COST CENTER	ESTIMATED COST	ACTUAL COST MTD	ACTUAL COST TO DATE	CONTRACTOR/ VENDOR
Tech Supplies	District	F&E	3/10/2019	9169	\$189.99	\$189.99	\$189.99	Amazon
Tech Supplies	District	F&E	3/10/2019	9169	\$16.99	\$16.99	\$16.99	Microcenter
Tech Supplies	District	F&E	3/10/2019	9169	\$19.99	\$19.99	\$19.99	Play N Trade
Cable Supplies	Middle School	F&E	4/10/2019	9169	\$5.98	\$5.98	\$5.98	Amazon
Robotics Supplies	Middle School	F&E	4/10/2019	9169	\$582.26	\$582.26	\$582.26	CustomInk
Robotics Supplies	Middle School	F&E	5/10/2019	9169	\$610.69	\$610.69	\$610.69	CustomInk
Robotics Equipment	Middle School	F&E	6/10/2019	9169	\$1,876.05	\$1,876.05	\$1,876.05	Home Depot
Robotics Equipment	Middle School	F&E	11/30/2021	9169	\$2,475.60	\$2,475.60	\$2,475.60	Amazon
PTO Projects:								
Maps and Signage	District	F&E	12/7/2009	9170	\$1,890.00	\$1,890.00	\$1,890.00	Carrollgraphics
Signage	District	F&E	12/9/2009	9170	\$447.00	\$447.00	\$447.00	Carrollgraphics
Onaway Pavers	Onaway	Building	6/30/2010	9170	\$1,500.00	\$1,500.00	\$1,500.00	
MS Microwave	Middle School	F&E	4/30/2012	9170	\$91.74	\$91.74	\$91.74	Staples
Personalized Learning Center:								
Professional Services-Code Study	PLC	Building	7/31/2014	9316	\$5,200.00	\$5,200.00	\$5,200.00	Neville Architects
Window Blinds	PLC	F&E	8/28/2014	9316	\$2,347.92	\$2,347.92	\$2,347.92	Rochelle Platt Window Treatments
Network Design/Implementation	PLC	F&E	8/28/2014	9316	\$3,332.00	\$3,332.00	\$3,332.00	I/S Integration Specialists
Electrical Outlets	PLC	F&E	8/28/2014	9316	\$2,700.00	\$2,700.00	\$2,700.00	Hidden Valley Electric Inc
Painting	PLC	F&E	8/22/2014	9316	\$7,500.00	\$7,500.00	\$7,500.00	Quality Care Painting
Monthly Internet Access	PLC	F&E	8/18/2014	9316	\$565.00	\$565.00	\$565.00	Time Warner
Take down and disposal of partitions	PLC	F&E	8/22/2014	9316	\$880.00	\$880.00	\$880.00	J.C. Sharp Corp.
Monthly Internet Access	PLC	F&E	9/12/2014	9316	\$476.83	\$476.83	\$476.83	Time Warner
Electrical Outlets	PLC	F&E	9/16/2014	9316	\$1,600.00	\$1,600.00	\$1,600.00	Hidden Valley Electric Inc
Ceiling and ceiling tiles	PLC	F&E	9/16/2014	9316	\$1,268.00	\$1,268.00	\$1,268.00	D&J Structural Contracting
Monthly Internet Access	PLC	F&E	10/22/2014	9316	\$450.00	\$450.00	\$450.00	Time Warner
Fire Alarm System	PLC	F&E	10/16/2014	9316	\$2,920.00	\$2,920.00	\$2,920.00	Continental Fire & Security
Emergency Lighting	PLC	F&E	10/23/2014	9316	\$2,125.00	\$2,125.00	\$2,125.00	Hidden Valley Electric Inc
Carpet Tiles	PLC	F&E	11/13/2014	9316	\$9,280.50	\$9,280.50	\$9,280.50	The Floor Show, Calvetta Bros.
Doors	PLC	F&E	11/13/2014	9316	\$18,292.00	\$18,292.00	\$18,292.00	Midland Hardware
Monthly Internet Access	PLC	F&E	11/20/2014	9316	\$450.00	\$450.00	\$450.00	Time Warner
Monthly Internet Access	PLC	F&E	12/12/2014	9316	\$450.00	\$450.00	\$450.00	Time Warner
Monthly Internet Access	PLC	F&E	1/20/2015	9316	\$450.00	\$450.00	\$450.00	Time Warner
Monthly Internet Access	PLC	F&E	2/17/2015	9316	\$450.00	\$450.00	\$450.00	Time Warner
Surveillance Equipment	PLC	F&E	3/16/2015	9316	\$7,200.00	\$7,200.00	\$7,200.00	21st Century Alarm/Data
Emergency Lighting Installation	PLC	F&E	3/16/2015	9316	\$2,450.00	\$2,450.00	\$2,450.00	Hidden Valley Electric Inc
Fire Prevention System	PLC	F&E	4/9/2015	9316	\$10,000.00	\$10,000.00	\$10,000.00	Breck's Plumbing Services
Fire Exit Devices	PLC	F&E	4/30/2015	9316	\$2,754.89	\$2,754.89	\$2,754.89	Midland Hardware
Fire Prevention System	PLC	F&E	5/15/2015	9316	\$7,540.00	\$7,540.00	\$7,540.00	Breck's Plumbing Services
Duct Work Installation	PLC	F&E	5/21/2015	9316	\$5,150.00	\$5,150.00	\$5,150.00	Air-Temp Mechanical, Inc
Cable infrastructure and equipment	PLC	F&E	5/31/2015	9316	\$10,539.09	\$10,539.09	\$10,539.09	Cable Communications
Desktop Computers	PLC	F&E	5/31/2015	9316	\$3,858.35	\$3,858.35	\$3,858.35	Chicago Micro
Architectural Services	PLC	F&E	5/31/2015	9316	\$15,556.75	\$15,556.75	\$15,556.75	Neville Architects

OTHER

PROJECT December 31 2018	BUILDING	Land, Building Vehicles, F&E	CHECK DATE	SPECIAL COST CENTER	ESTIMATED COST	ACTUAL COST MTD	ACTUAL COST TO DATE	CONTRACTOR/ VENDOR
Architectural Services	PLC	F&E	5/31/2015	9316	\$20,439.60	\$20,439.60	\$20,439.60	Neville Architects
Overage on furniture	PLC	F&E	5/31/2015	9316	\$2,343.91	\$2,343.91	\$2,343.91	Various
Drywall, ceiling, bathroom and tile repairs	PLC	F&E	9/30/2015	9316	\$17,667.00	\$17,667.00	\$17,667.00	D&J Structural Contracting
Architectural Services	PLC	F&E	9/30/2015	9316	\$1,647.50	\$1,647.50	\$1,647.50	Neville Architects
Auditorium Equipment	PLC	F&E	10/29/2015	9316	\$7,494.93	\$7,494.93	\$7,494.93	Tierney Brothers, Inc
Fire Alarm System	PLC	F&E	10/30/2015	9316	\$2,414.00	\$2,414.00	\$2,414.00	Continental Fire & Security
Office Max & OMSP Receipt								
Woodbury Clock Tower								
Cupola Repair	WO	Building	9/30/2015	9314	\$42,896.42	\$42,896.42	\$42,896.42	Precision Environmental
Project Admin/Safety Assessment	WO	Building	9/30/2015	9314	\$4,009.10	\$4,009.10	\$4,009.10	Van Auken Akins Architects
Clock Tower Repair	WO	Building	1/21/2016	9314	\$6,319.51	\$6,319.51	\$6,319.51	Van Auken Akins Architects
Clock Tower Repair	WO	Building	2/18/2016	9314	\$14,407.34	\$14,407.34	\$14,407.34	Van Auken Akins Architects
Clock Tower Repair	WO	Building	3/17/2016	9314	\$2,737.35	\$2,737.35	\$2,737.35	Van Auken Akins Architects
Clock Tower Repair	WO	Building	4/14/2016	9314	\$1,162.70	\$1,162.70	\$1,162.70	Van Auken Akins Architects
Clock Tower Repair	WO	Building	5/19/2016	9314	\$5,320.00	\$5,320.00	\$5,320.00	Van Auken Akins Architects
Clock Tower Repair	WO	Building	5/31/2016	9314	\$43,749.73	\$43,749.73	\$43,749.73	Envirocom Construction, Inc.
Clock Tower Repair	WO	Building	6/20/2016	9314	\$209.42	\$209.42	\$209.42	Van Auken Akins Architects
Clock Tower Repair	WO	Building	7/31/2016	9314	\$1,315.36	\$1,315.36	\$1,315.36	Professional Service Industries, Inc
Clock Tower Repair	WO	Building	7/21/2016	9314	\$155,620.67	\$155,620.67	\$155,620.67	Envirocom Construction, Inc.
Clock Tower Repair	WO	Building	8/24/2016	9314	\$128,403.75	\$128,403.75	\$128,403.75	Envirocom Construction, Inc.
Woodbury Pavers	WO	Land	8/25/2016	9314	\$9,250.00	\$9,250.00	\$9,250.00	Romanin Concrete, Inc.
Brick display for Woodbury bell	WO	F&E	9/15/2016	9314	\$3,432.56	\$3,432.56	\$3,432.56	Licursi Garden Center, Inc.
Bronze Plaque	WO	F&E	9/30/2016	9314	\$1,128.75	\$1,128.75	\$1,128.75	Gino's Awards
Foam Boards	WO	F&E	9/30/2016	9314	\$11.62	\$11.62	\$11.62	ARC Document Solutions
Rigging Service-Relocate bell	WO	F&E	9/29/2016	9314	\$3,500.00	\$3,500.00	\$3,500.00	Shippers Highway Express, Inc.
Structural Steel Inspection	WO	F&E	9/22/2016	9314	\$723.00	\$723.00	\$723.00	Professional Service Industries, Inc
New Brick Pedestal	WO	F&E	9/15/2016	9314	\$4,925.00	\$4,925.00	\$4,925.00	R. Chapman Masonry & Const.
Clock Tower Repair	WO	F&E	10/28/2016	9314	\$78,415.63	\$78,415.63	\$78,415.63	Envirocom Construction, Inc.
Clock Tower Gutter Replacement	WO	F&E	11/30/2016	9314	\$4,613.83	\$4,613.83	\$4,613.83	Envirocom Construction, Inc.
Clock Tower Repair	WO	F&E	11/10/2016	9314	\$3,715.00	\$3,715.00	\$3,715.00	Van Auken Akins Architects
Clock Tower Repair	WO	F&E	12/10/2016	9314	\$1,445.20	\$1,445.20	\$1,445.20	Professional Service Industries, Inc
Clock Tower Repair	WO	F&E	12/22/2016	9314	\$9,495.70	\$9,495.70	\$9,495.70	Van Auken Akins Architects
Clock Tower Repair	WO	F&E	1/18/2017	9314	\$15,560.00	\$15,560.00	\$15,560.00	Envirocom Construction, Inc.
Parking Lot & Tennis Courts								
Tennis Court Improvements	District	Land	9/30/2015	9314	\$10,501.10	\$10,501.10	\$10,501.10	Van Auken Akins Architects
Adminstration Parking Lot	District	Land	9/30/2015	9314	\$9,900.00	\$9,900.00	\$9,900.00	Van Auken Akins Architects
Parking Lot & Tennis Court Repair	District	Land	12/17/2015	9314	\$1,356.31	\$1,356.31	\$1,356.31	Van Auken Akins Architects
Parking Lot & Tennis Court Repair	District	Land	1/14/2016	9314	\$3,800.00	\$3,800.00	\$3,800.00	Van Auken Akins Architects
Parking Lot & Tennis Court Repair	District	Land	1/31/2016	9314	\$2,550.00	\$2,550.00	\$2,550.00	Van Auken Akins Architects
Parking Lot & Tennis Court Repair	District	Land	1/31/2016	9314	\$3,476.85	\$3,476.85	\$3,476.85	Van Auken Akins Architects
Parking Lot & Tennis Court Repair	District	Land	2/29/2016	9314	\$850.00	\$850.00	\$850.00	Van Auken Akins Architects
Parking Lot & Tennis Court Repair	District	Land	3/17/2016	9315	\$2,550.88	\$2,550.88	\$2,550.88	Van Auken Akins Architects

OTHER

PROJECT December 31 2018	BUILDING	Land, Building Vehicles, F&E	CHECK DATE	SPECIAL COST CENTER	ESTIMATED COST	ACTUAL COST MTD	ACTUAL COST TO DATE	CONTRACTOR/ VENDOR
Parking Lot & Tennis Court Repair	District	Land	4/14/2016	9315	\$761.25	\$761.25	\$761.25	Van Auken Akins Architects
Parking Lot & Tennis Court Repair	District	Land	5/26/2016	9314	\$24,750.00	\$24,750.00	\$24,750.00	Perrin Asphalt Company, Inc.
Parking Lot & Tennis Court Repair	District	Land	6/20/2016	9314	\$851.91	\$851.91	\$851.91	Van Auken Akins Architects
Parking Lot & Tennis Court Repair	District	Land	6/30/2016	9314	\$759.35	\$759.35	\$759.35	Van Auken Akins Architects
Parking Lot & Tennis Court Repair	District	Land	7/10/2016	9314	\$479.50	\$479.50	\$479.50	Professional Service Industries, Inc
Parking Lot & Tennis Court Repair	District	Land	7/31/2016	9314	\$127,905.71	\$127,905.71	\$127,905.71	Perrin Asphalt Company, Inc.
Parking Lot Landscaping	District	Land	7/31/2016	9314	\$7,554.00	\$7,554.00	\$7,554.00	Bordonaros Landscaping Co.
Tennis Courts Drinking Fountain	HS	Land	7/26/2016	9314	\$3,383.34	\$3,383.34	\$3,383.34	The Cleveland Plumbing Supply Co
Parking Lot & Tennis Court Repair	District	Land	8/11/2016	9314	\$340,650.00	\$340,650.00	\$340,650.00	Perrin Asphalt Company, Inc.
Parking Lot & Tennis Court Repair	District	Land	10/20/2016	9314	\$102,654.00	\$102,654.00	\$102,654.00	Perrin Asphalt Company, Inc.
Void prior FY Check #136725	District	Land	11/10/2016	9314	(\$850.00)	(\$850.00)	(\$850.00)	Van Auken Akins Architects
Parking Lot & Tennis Court Repair	District	Land	11/10/2016	9314	\$1,240.12	\$1,240.12	\$1,240.12	Van Auken Akins Architects
Parking Lot & Tennis Court Repair	District	Land	11/17/2016	9314	\$4,528.22	\$4,528.22	\$4,528.22	Van Auken Akins Architects
Parking Lot & Tennis Court Repair	District	Land	12/10/2016	9314	\$8,496.50	\$8,496.50	\$8,496.50	Professional Service Industries, Inc
Parking Lot & Tennis Court Repair	District	Land	1/12/2017	9314	\$1,326.00	\$1,326.00	\$1,326.00	Van Auken Akins Architects
Tennis Court Improvements	District	F&E	1/19/2017	9314	\$2,122.42	\$2,122.42	\$2,122.42	Oncourt Offcourt, LTD
Parking Lot & Tennis Court Repair	District	F&E	3/16/2017	9314	\$324.99	\$324.99	\$324.99	Van Auken Akins Architects
Parking Lot & Tennis Court Repair	District	F&E	9/19/2017	9314	\$64,897.75	\$64,897.75	\$64,897.75	Perrin Asphalt Company, Inc.
Assessment & Master Planning								
Assessment & Master Planning	District	Building	1/14/2016	9314	\$28,125.20	\$28,125.20	\$28,125.20	Van Auken Akins Architects
Assessment & Master Planning	District	Building	1/28/2016	9314	\$78,264.17	\$78,264.17	\$78,264.17	Van Auken Akins Architects
Assessment & Master Planning	District	Building	2/18/2016	9314	\$4,282.09	\$4,282.09	\$4,282.09	Van Auken Akins Architects
Assessment & Master Planning	District	Building	3/17/2016	9314	\$18,376.19	\$18,376.19	\$18,376.19	Van Auken Akins Architects
Assessment & Master Planning	District	Building	4/14/2016	9314	\$11,298.00	\$11,298.00	\$11,298.00	Van Auken Akins Architects
Assessment & Master Planning	District	Building	5/19/2016	9314	\$8,282.50	\$8,282.50	\$8,282.50	Van Auken Akins Architects
Assessment & Master Planning	District	Building	6/20/2016	9314	\$1,506.32	\$1,506.32	\$1,506.32	Van Auken Akins Architects
Assessment & Master Planning	District	Building	6/30/2016	9314	\$1,591.00	\$1,591.00	\$1,591.00	Van Auken Akins Architects
Middle School Site Analysis								
Middle School Boundary Survey	District	Building	8/25/2016	9314	\$9,500.00	\$9,500.00	\$9,500.00	Dempsey Surveying Co.
Middle School Site Analysis	District	Building	9/15/2016	9314	\$10,125.00	\$10,125.00	\$10,125.00	Van Auken Akins Architects
Middle School Site Analysis	District	Building	9/22/2016	9314	\$3,402.50	\$3,402.50	\$3,402.50	Van Auken Akins Architects
Onaway Parking Lot								
Onaway Parking Lot	ON	Land	9/30/2015	9314	\$9,900.00	\$9,900.00	\$9,900.00	Van Auken Akins Architects
Onaway Parking Lot	ON	Land	12/17/2015	9314	\$412.50	\$412.50	\$412.50	Van Auken Akins Architects
Onaway Parking Lot	ON	Land	1/14/2016	9314	\$3,800.00	\$3,800.00	\$3,800.00	Van Auken Akins Architects
Onaway Parking Lot	ON	Land	1/31/2016	9314	\$1,237.50	\$1,237.50	\$1,237.50	Van Auken Akins Architects
Onaway Parking Lot	ON	Land	1/31/2016	9314	\$1,650.00	\$1,650.00	\$1,650.00	Van Auken Akins Architects
Onaway Parking Lot	ON	Land	2/29/2016	9314	\$412.50	\$412.50	\$412.50	Van Auken Akins Architects
Onaway Parking Lot	ON	Land	3/17/2016	9314	\$1,237.50	\$1,237.50	\$1,237.50	Van Auken Akins Architects
Onaway Parking Lot	ON	Land	4/14/2016	9314	\$330.00	\$330.00	\$330.00	Van Auken Akins Architects
Onaway Parking Lot	ON	Land	6/20/2016	9314	\$330.00	\$330.00	\$330.00	Van Auken Akins Architects
Onaway Parking Lot	ON	Land	6/30/2016	9314	\$330.00	\$330.00	\$330.00	Van Auken Akins Architects

OTHER

PROJECT December 31 2018	BUILDING	Land, Building Vehicles, F&E	CHECK DATE	SPECIAL COST CENTER	ESTIMATED COST	ACTUAL COST MTD	ACTUAL COST TO DATE	CONTRACTOR/ VENDOR
Void prior FY Check #136725	ON	Land	11/10/2016	9314	(\$412.50)	(\$412.50)	(\$412.50)	Van Auken Akins Architects
Onaway Parking Lot	ON	Land	11/10/2016	9314	\$412.50	\$412.50	\$412.50	Van Auken Akins Architects
Onaway Parking Lot	ON	Land	11/17/2016	9314	(\$660.00)	(\$660.00)	(\$660.00)	Van Auken Akins Architects
High School South Parking Lot								
High School South Parking Lot	HS	Land	1/31/2016	9314	\$1,331.25	\$1,331.25	\$1,331.25	Van Auken Akins Architects
High School South Parking Lot	HS	Land	1/31/2016	9314	\$1,775.00	\$1,775.00	\$1,775.00	Van Auken Akins Architects
High School South Parking Lot	HS	Land	2/29/2016	9314	\$443.75	\$443.75	\$443.75	Van Auken Akins Architects
High School South Parking Lot	HS	Land	3/17/2016	9314	\$1,331.25	\$1,331.25	\$1,331.25	Van Auken Akins Architects
High School South Parking Lot	HS	Land	4/14/2016	9314	\$355.00	\$355.00	\$355.00	Van Auken Akins Architects
High School South Parking Lot	HS	Land	6/20/2016	9314	\$355.00	\$355.00	\$355.00	Van Auken Akins Architects
High School South Parking Lot	HS	Land	6/30/2016	9314	\$355.00	\$355.00	\$355.00	Van Auken Akins Architects
High School South Parking Lot	HS	Land	9/30/2015	9314	\$10,650.00	\$10,650.00	\$10,650.00	Van Auken Akins Architects
Void prior FY Check #136725	HS	Land	11/10/2016	9314	(\$443.75)	(\$443.75)	(\$443.75)	Van Auken Akins Architects
High School South Parking Lot	HS	Land	11/10/2016	9314	\$443.75	\$443.75	\$443.75	Van Auken Akins Architects
High School South Parking Lot	HS	Land	11/17/2016	9314	(\$710.00)	(\$710.00)	(\$710.00)	Van Auken Akins Architects
Middle School Design Labs	MS	F&E	9/30/2015	9314	\$7,500.00	\$7,500.00	\$7,500.00	Van Auken Akins Architects
Year-end adjustment	District		6/30/2017	9314	(\$24,647.33)	(\$24,647.33)	(\$24,647.33)	Move exp to SCC9150
Fernway Fire								
Fernway Fire Remediation	Fernway	Building	7/31/2018	9620	\$250,000.00	\$250,000.00	\$250,000.00	All Disaster Services
Fernway Fire Remediation	Fernway	Building	8/8/2018	9620	\$250,000.00	\$250,000.00	\$250,000.00	All Disaster Services
Fernway Fire Remediation	Fernway	Building	8/14/2018	9620	\$200,000.00	\$200,000.00	\$200,000.00	All Disaster Services
Fernway Fire Remediation	Fernway	Building	8/24/2018	9620	\$200,000.00	\$200,000.00	\$200,000.00	All Disaster Services
Fernway Parking Lot emergency Services	Fernway	Building	9/14/2018	9620	\$10,000.00	\$10,000.00	\$10,000.00	Van Auken Akins Architects
Fernway Parking Lot emergency Services	Fernway	Building	9/30/2018	9620	\$45.25	\$45.25	\$45.25	Van Auken Akins Architects
Fernway Fire Remediation	Fernway	Building	9/12/2018	9620	\$360,000.00	\$360,000.00	\$360,000.00	All Disaster Services
Fernway Fire Remediation	Fernway	Building	9/24/2018	9620	\$200,000.00	\$200,000.00	\$200,000.00	All Disaster Services
Fernway Fire Enhancements	Fernway	Building	10/30/2018	9620	\$20,781.25	\$20,781.25	\$20,781.25	Van Auken Akins Architects
Fernway Fire Renovation	Fernway	Building	10/30/2018	9620	\$61,592.13	\$61,592.13	\$61,592.13	Van Auken Akins Architects
Fernway Fire Remediation	Fernway	Building	10/19/2018	9620	\$25,000.00	\$25,000.00	\$25,000.00	All Disaster Services
Fernway Fire Renovation	Fernway	Building	11/12/2018	9620	\$51,521.34	\$51,521.34	\$51,521.34	Van Auken Akins Architects
Fernway Fire Remediation	Fernway	Building	11/15/2018	9620	\$100,000.00	\$100,000.00	\$100,000.00	NBD International, Inc.
Fernway Fire Remediation	Fernway	Building	12/7/2018	9620	\$18,465.00	\$18,465.00	\$18,465.00	Squire Legal expense
Fernway Fire Remediation	Fernway	Building	12/21/2018	9620	\$64,928.50	\$64,928.50	\$64,928.50	Van Auken Akins Architects
Fernway Fire Remediation	Fernway	Building	12/12/2018	9620	\$200,000.00	\$200,000.00	\$200,000.00	All Disaster Services
Fernway Fire Remediation	Fernway	Building	1/3/2019	9620	\$319,054.00	\$319,054.00	\$319,054.00	All Disaster Services
Fernway Fire Remediation	Fernway	Building	1/17/2019	9620	\$70,401.84	\$70,401.84	\$70,401.84	MDCB, LLC
Fernway Fire Remediation	Fernway	Building	1/17/2019	9620	\$46,458.75	\$46,458.75	\$46,458.75	NBD International, Inc.
Fernway Fire Renovation	Fernway	Building	1/17/2019	9620	\$112,632.66	\$112,632.66	\$112,632.66	Van Auken Akins Architects
Fernway Fire Renovation	Fernway	Building	2/4/2019	9620	\$329,023.57	\$329,023.57	\$329,023.57	Gilbane Building Company
Fernway Fire Renovation	Fernway	Building	2/11/2019	9620	\$368,756.90	\$368,756.90	\$368,756.90	Gilbane Building Company
Fernway Fire Renovation	Fernway	Building	2/21/2019	9620	\$111,472.68	\$111,472.68	\$111,472.68	Van Auken Akins Architects

OTHER

PROJECT December 31 2018	BUILDING	Land, Building Vehicles, F&E	CHECK DATE	SPECIAL COST CENTER	ESTIMATED COST	ACTUAL COST MTD	ACTUAL COST TO DATE	CONTRACTOR/ VENDOR
Fernway Fire Renovation	Fernway	Building	3/1/2019	9620	\$387,059.10	\$387,059.10	\$387,059.10	Gilbane Building Company
Fernway Fire Renovation	Fernway	Building	3/26/2019	9620	\$162,951.54	\$162,951.54	\$162,951.54	Gilbane Building Company
Fernway Fire Enhancements	Fernway	Building	3/26/2019	9620	\$146,546.81	\$146,546.81	\$146,546.81	Van Auken Akins Architects
Project Management Services	Fernway	Building	3/27/2019	9620	\$2,970.00	\$2,970.00	\$2,970.00	Cleora Management
Project Management Services	Fernway	Building	3/28/2019	9620	\$7,640.72	\$7,640.72	\$7,640.72	Cleora Management
Fernway Building Enhancements	Fernway	Building	4/11/2019	9620	\$9,800.00	\$9,800.00	\$9,800.00	Van Auken Akins Architects
Fernway Building Renovation	Fernway	Building	4/23/2019	9620	\$76,632.55	\$76,632.55	\$76,632.55	Van Auken Akins Architects
Fernway Building Enhancements	Fernway	Building	4/23/2019	9620	\$57,311.36	\$57,311.36	\$57,311.36	Van Auken Akins Architects
Fernway Building Renovation	Fernway	Building	4/23/2019	9620	\$204,171.54	\$204,171.54	\$204,171.54	Gilbane Building Company
Project Management Services	Fernway	Building	5/13/2019	9620	\$2,624.58	\$2,624.58	\$2,624.58	Cleora Management
Project Management Services	Fernway	Building	5/22/2019	9620	\$3,264.61	\$3,264.61	\$3,264.61	Cleora Management
Fernway Building Enhancements	Fernway	Building	5/15/2019	9620	\$76,993.50	\$76,993.50	\$76,993.50	Van Auken Akins Architects
Oversight and Remediation	Fernway	Building	5/22/2019	9620	\$7,085.00	\$7,085.00	\$7,085.00	Electro-Analytical, Inc
Fernway Building Enhancements	Fernway	Building	6/30/2019	9620	\$26,011.88	\$26,011.88	\$26,011.88	Van Auken Akins Architects
Fernway Building Renovation	Fernway	Building	6/30/2019	9620	\$40,902.98	\$40,902.98	\$40,902.98	Van Auken Akins Architects
Fernway Building Enhancements	Fernway	Building	6/30/2019	9620	\$9.28	\$9.28	\$9.28	Van Auken Akins Architects
Fernway Building Renovation	Fernway	Building	6/10/2019	9620	\$105,098.38	\$105,098.38	\$105,098.38	Gilbane Building Company
Fernway Abatement Oversight	Fernway	Building	6/12/2019	9620	\$41,536.25	\$41,536.25	\$41,536.25	Electro-Analytical, Inc
FE Park/Playground Recording Costs	Fernway	F&E	6/20/2019	9620	\$315.50	\$315.50	\$315.50	Chicago Title Insurance Co
Project Management Services	Fernway	Building	7/3/2019	9620	\$8,273.34	\$8,273.34	\$8,273.34	Cleora Management
Fernway Fire Renovation	Fernway	Building	7/18/2019	9620	\$168,282.78	\$168,282.78	\$168,282.78	Gilbane Building Company
Permit for Remodel & Addition	Fernway	Building	7/24/2019	9620	\$41,167.91	\$41,167.91	\$41,167.91	City of Shaker Heights
Fernway Fire Renovation	Fernway	Building	7/25/2019	9620	\$674,792.29	\$674,792.29	\$674,792.29	Gilbane Building Company
Professional Design Services	Fernway	Building	7/31/2019	9620	\$171,509.13	\$171,509.13	\$171,509.13	Van Auken Akins Architects LLC
Fernway Building Enhancements	Fernway	Building	8/23/2019	9620	\$27.84	\$27.84	\$27.84	Van Auken Akins Architects LLC
Fernway Building Renovation	Fernway	Building	8/23/2019	9620	\$39,080.35	\$39,080.35	\$39,080.35	Van Auken Akins Architects LLC
Fernway Building Enhancements	Fernway	Building	8/30/2019	9620	\$1,600.86	\$1,600.86	\$1,600.86	Van Auken Akins Architects LLC
Fernway Building Renovation	Fernway	Building	8/30/2019	9620	\$26,730.20	\$26,730.20	\$26,730.20	Van Auken Akins Architects LLC
Fernway Building Enhancements	Fernway	Building	8/30/2019	9620	\$9,577.24	\$9,577.24	\$9,577.24	Van Auken Akins Architects LLC
Fernway Building Renovation	Fernway	Building	8/30/2019	9620	\$3,586.00	\$3,586.00	\$3,586.00	Cleora Management
Fernway Building Renovation	Fernway	Building	8/30/2019	9620	\$1,389,695.15	\$1,389,695.15	\$1,389,695.15	Gilbane Building Company
Temporary Electrical Services Installation	Fernway	Building	9/20/2019	9620	\$9,815.97	\$9,815.97	\$9,815.97	Illuminating Co.
Permanent Electrical Services Installation	Fernway	Building	9/30/2019	9620	\$12,228.56	\$12,228.56	\$12,228.56	Illuminating Co.
Fernway Building Enhancements	Fernway	Building	9/30/2019	9620	\$15,416.04	\$15,416.04	\$15,416.04	Van Auken Akins Architects LLC
Construction projects Adjustment	District	Building	9/30/2019	9620	(\$1,882,943.76)	(\$1,882,943.76)	(\$1,882,943.76)	Gilbane Building Company
Fernway Building Renovation	Fernway	Building	10/3/2019	9620	\$1,764.13	\$1,764.13	\$1,764.13	Cleora Management
Fernway Building Renovation	Fernway	Building	10/21/2019	9620	\$381,876.32	\$381,876.32	\$381,876.32	Gilbane Building Company
Fernway Building Renovation	Fernway	Building	10/22/2019	9620	\$1,673.38	\$1,673.38	\$1,673.38	Cleora Management
Fernway Building Renovation	Fernway	Building	10/29/2019	9620	\$33,119.62	\$33,119.62	\$33,119.62	Van Auken Akins Architects LLC
Fernway Building Enhancements	Fernway	Building	10/31/2019	9620	\$10,141.42	\$10,141.42	\$10,141.42	Van Auken Akins Architects LLC
Fernway Building Renovation	Fernway	Building	10/31/2019	9620	\$982,455.58	\$982,455.58	\$982,455.58	Gilbane Building Company
Fernway Building Renovation	Fernway	Building	11/26/2019	9620	\$1,430,056.30	\$1,430,056.30	\$1,430,056.30	Gilbane Building Company
Testing and Inspection	Fernway	Building	11/30/2019	9620	\$2,803.00	\$2,803.00	\$2,803.00	Professional Service Industries
Fernway Building Renovation	Fernway	Building	11/30/2019	9620	\$9,500.09	\$9,500.09	\$9,500.09	Van Auken Akins Architects LLC
Fernway Building Enhancements	Fernway	Building	11/30/2019	9620	\$4.75	\$4.75	\$4.75	Van Auken Akins Architects LLC

OTHER

PROJECT December 31 2018	BUILDING	Land, Building Vehicles, F&E	CHECK DATE	SPECIAL COST CENTER	ESTIMATED COST	ACTUAL COST MTD	ACTUAL COST TO DATE	CONTRACTOR/ VENDOR
Fernway Building Renovation	Fernway	Building	12/17/2019	9620	\$1,245,228.95	\$1,245,228.95	\$1,245,228.95	Gilbane Building Company
Fernway Building Renovation	Fernway	Building	12/6/2019	9620	\$2,360.88	\$2,360.88	\$2,360.88	Cleora Management
Fernway Building Renovation	Fernway	Building	12/20/2019	9620	\$3,528.26	\$3,528.26	\$3,528.26	Cleora Management
Fernway Building Enhancements	Fernway	Building	1/31/2020	9620	\$10,171.88	\$10,171.88	\$10,171.88	Van Auken Akins Architects LLC
Fernway Building Renovation	Fernway	Building	1/31/2020	9620	\$4,792.86	\$4,792.86	\$4,792.86	Van Auken Akins Architects LLC
Fernway Building Renovation	Fernway	Building	1/31/2020	9620	\$1,490.00	\$1,490.00	\$1,490.00	Professional Service Industries
Fernway Building Renovation	Fernway	Building	1/31/2020	9620	\$4,800.08	\$4,800.08	\$4,800.08	Van Auken Akins Architects LLC
Fernway Building Enhancements	Fernway	Building	1/31/2020	9620	\$3,218.94	\$3,218.94	\$3,218.94	Van Auken Akins Architects LLC
Fernway Building Renovation	Fernway	Building	1/21/2020	9620	\$2,921.88	\$2,921.88	\$2,921.88	Cleora Management
Fernway Building Renovation	Fernway	Building	1/21/2020	9620	\$1,286,085.68	\$1,286,085.68	\$1,286,085.68	Gilbane Building Company
Fernway Building Renovation	Fernway	Building	2/28/2020	9620	\$28,596.20	\$28,596.20	\$28,596.20	Van Auken Akins Architects LLC
Fernway Building Renovation	Fernway	Building	2/28/2020	9620	\$4,678.26	\$4,678.26	\$4,678.26	Cleora Management
Fernway Building Renovation	Fernway	Building	2/28/2020	9620	\$1,124,474.48	\$1,124,474.48	\$1,124,474.48	Gilbane Building Company
Fernway Building Renovation	Fernway	Building	3/31/2020	9620	\$963,310.53	\$963,310.53	\$963,310.53	Gilbane Building Company
Project Management Services	Fernway	Building	3/31/2020	9620	\$8,926.50	\$8,926.50	\$8,926.50	Cleora Management
Water Department Permits	Fernway	Building	3/31/2020	9620	\$2,645.00	\$2,645.00	\$2,645.00	City of Cleveland
Reinstall AT&T Facilities	Fernway	F&E	4/30/2020	9620	\$18,467.42	\$18,467.42	\$18,467.42	AT&T
Fernway Building Renovation	Fernway	Building	4/30/2020	9620	\$8,568.15	\$8,568.15	\$8,568.15	Van Auken Akins Architects LLC
Fernway Building Enhancements	Fernway	Building	4/30/2020	9620	\$4,681.25	\$4,681.25	\$4,681.25	Van Auken Akins Architects LLC
Fernway Building Renovation	Fernway	Building	4/30/2020	9620	\$1,606,656.76	\$1,606,656.76	\$1,606,656.76	Gilbane Building Company
Project Management Services	Fernway	Building	4/30/2020	9620	\$9,979.75	\$9,979.75	\$9,979.75	Cleora Management
Testing and Inspection	Fernway	Building	5/20/2020	9620	\$555.73	\$555.73	\$555.73	Professional Service Industries
Fernway Building Renovation	Fernway	Building	5/29/2020	9620	\$4,678.00	\$4,678.00	\$4,678.00	Van Auken Akins Architects LLC
Fernway Building Enhancements	Fernway	Building	5/29/2020	9620	\$8,484.85	\$8,484.85	\$8,484.85	Van Auken Akins Architects LLC
Fernway Building Renovation	Fernway	Building	5/31/2020	9620	\$2,356,703.27	\$2,356,703.27	\$2,356,703.27	Gilbane Building Company
Project Management Services	Fernway	Building	5/31/2020	9620	\$12,626.62	\$12,626.62	\$12,626.62	Cleora Management
Testing and Inspection	Fernway	Building	6/19/2020	9620	\$106.66	\$106.66	\$106.66	Professional Service Industries
Fernway Building Renovation	Fernway	Building	6/30/2020	9620	\$10,157.29	\$10,157.29	\$10,157.29	Van Auken Akins Architects LLC
Fernway Building Enhancements	Fernway	Building	6/30/2020	9620	\$2,764.00	\$2,764.00	\$2,764.00	Van Auken Akins Architects LLC
Fernway Building Renovation	Fernway	Building	6/30/2020	9620	\$1,440,337.94	\$1,440,337.94	\$1,440,337.94	Gilbane Building Company
Project Management Services	Fernway	Building	6/30/2020	9620	\$13,843.50	\$13,843.50	\$13,843.50	Cleora Management
Testing and Inspection	Fernway	Building	6/30/2020	9620	\$130.87	\$130.87	\$130.87	Professional Service Industries
Testing and Inspection	Fernway	Building	7/31/2020	9620	\$4,555.00	\$4,555.00	\$4,555.00	Professional Service Industries
Project Management Services	Fernway	Building	7/31/2020	9620	\$14,976.50	\$14,976.50	\$14,976.50	Cleora Management
Fernway Building Renovation	Fernway	Building	7/31/2020	9620	\$903,410.70	\$903,410.70	\$903,410.70	Gilbane Building Company
Fernway Building Renovation	Fernway	Building	7/31/2020	9620	\$10,394.19	\$10,394.19	\$10,394.19	Van Auken Akins Architects LLC
Fernway Building Enhancements	Fernway	Building	7/31/2020	9620	\$2,764.00	\$2,764.00	\$2,764.00	Van Auken Akins Architects LLC
Project Management Services	Fernway	Building	8/31/2020	9620	\$14,414.12	\$14,414.12	\$14,414.12	Cleora Management
Fernway Building Renovation	Fernway	Building	8/31/2020	9620	\$462,039.29	\$462,039.29	\$462,039.29	Gilbane Building Company
Fernway Building Renovation	Fernway	Building	8/31/2020	9620	\$9,960.62	\$9,960.62	\$9,960.62	Van Auken Akins Architects LLC
Fernway Building Enhancements	Fernway	Building	8/31/2020	9620	\$5,791.91	\$5,791.91	\$5,791.91	Van Auken Akins Architects LLC
Fernway Building Renovation	Fernway	Building	9/30/2020	9620	\$8,654.98	\$8,654.98	\$8,654.98	Van Auken Akins Architects LLC
Project Management Services	Fernway	Building	9/30/2020	9620	\$4,479.75	\$4,479.75	\$4,479.75	Cleora Management
Testing and Inspection Refund	Fernway	Building	10/31/2020	9620	(\$2,948.00)	(\$2,948.00)	(\$2,948.00)	Professional Service Industries
Fernway Building Renovation	Fernway	Building	11/3/2020	9620	\$6,611.25	\$6,611.25	\$6,611.25	Van Auken Akins Architects LLC

OTHER

PROJECT December 31 2018	BUILDING	Land, Building Vehicles, F&E	CHECK DATE	SPECIAL COST CENTER	ESTIMATED COST	ACTUAL COST MTD	ACTUAL COST TO DATE	CONTRACTOR/ VENDOR
Project Management Services	Fernway	Building	1/31/2021	9620	\$3,564.00	\$3,564.00	\$3,564.00	Cleora Management
Project Management Services	Fernway	Building	2/23/2021	9620	\$4,581.62	\$4,581.62	\$4,581.62	Cleora Management
Fernway Building Renovation	Fernway	Building	2/23/2021	9620	\$147,097.95	\$147,097.95	\$147,097.95	Gilbane Building Company
Correct Pay Apps	District	Building	2/28/2021	9400	\$539,943.34	\$539,943.34	\$539,943.34	Gilbane Building Company
Civil & Landscaping Services	Fernway	Land Imp.	4/30/2021	9620	\$1,916.00	\$1,916.00	\$1,916.00	Van Auken Akins Architects LLC
Fernway Building Renovation	Fernway	Building	5/21/2021	9620	\$93,463.07	\$93,463.07	\$93,463.07	Gilbane Building Company
Bond/FE Projects Correction	Fernway	Building	6/22/2021	9620	\$5,270.31	\$5,270.31	\$5,270.31	Van Auken Akins Architects LLC
Fernway Building Renovation	Fernway	Building	6/30/2021	9620	\$24,121.59	\$24,121.59	\$24,121.59	Gilbane Building Company
Bond Projects Adj	District	Building	6/30/2021	9620	(\$447,358.74)	(\$447,358.74)	(\$447,358.74)	Gilbane Building Company
Bond Projects Adj	District	Building	6/30/2021	9620	(\$48,385.64)	(\$48,385.64)	(\$48,385.64)	Gilbane Building Company
AASL FY21 Library Grant								
Library Purchases for FE	Fernway	F&E	10/30/2020	9121	\$10,213.31	\$10,213.31	\$10,213.31	Follett Library Resources
Library Purchases for FE	Fernway	F&E	11/30/2020	9121	\$2,909.59	\$2,909.59	\$2,909.59	Follett Library Resources
Library Purchases for FE	Fernway	F&E	12/31/2020	9121	\$250.52	\$250.52	\$250.52	Follett Library Resources
Library Purchases for FE	Fernway	F&E	1/15/2021	9121	\$9.75	\$9.75	\$9.75	Follett Library Resources
Library Purchases for FE	Fernway	F&E	2/19/2021	9121	\$1,485.63	\$1,485.63	\$1,485.63	Follett Library Resources
Print Purchases for FE	Fernway	F&E	3/12/2021	9121	\$2,496.25	\$2,496.25	\$2,496.25	Follett Library Resources
Print Purchases for FE	Fernway	F&E	3/16/2021	9121	\$427.05	\$427.05	\$427.05	Follett Library Resources
Print Purchases for FE	Fernway	F&E	5/17/2021	9121	\$423.60	\$423.60	\$423.60	Follett Library Resources
Print Purchases for FE	Fernway	F&E	5/21/2021	9121	\$58.26	\$58.26	\$58.26	Follett Library Resources
Print Purchases for FE	Fernway	F&E	9/30/2021	9121	\$1,413.40	\$1,413.40	\$1,413.40	Follett Library Resources
Print Purchases for FE	Fernway	F&E	12/15/2021	9121	\$312.64	\$312.64	\$312.64	Follett Library Resources
Total Non-Bond - Other							\$31,516,739.42	

T# - Vehicle Trade In Reference

**NON-BOND SOURCES
SSF PROJECTS**

PROJECT December 31 2018	BUILDING	Land, Building Vehicles, F&E	CHECK DATE	SPECIAL COST CENTER	ESTIMATED COST	ACTUAL COST MTD	ACTUAL COST TO DATE	CONTRACTOR/ VENDOR
Peter's Garden								
excavation, furnishings, irrigation & landscaping	Onaway	Land Impr	11/14/2005	9164	\$106,007.28	\$106,007.28	\$106,007.28	Vizmeg Landscape Inc.
correction to SSF share for P's Garden	Onaway	Land Impr	6/30/2006	9164	(\$702.00)	(\$702.00)	(\$702.00)	transfer to nonbond fund SCC 9150
site improvement landscaping	Onaway	Land Impr	1/13/2006	9164	\$2,685.12	\$2,685.12	\$2,685.12	Vizmeg Landscape Inc.
site improvement landscaping	Onaway	Land Impr	1/27/2006	9164	\$5,485.60	\$5,485.60	\$5,485.60	Vizmeg Landscape Inc.
School Technology Projects								
reimbursement for 2 projectors	District	9165	6/30/2006	9165	\$1,688.00	\$1,688.00	\$1,688.00	reimb to District (SMART Ed Serv)
reimb for installation of 2 Smart bds	High School	F&E	6/30/2006	9165	\$3,007.00	\$3,007.00	\$3,007.00	reimb to District (SMART Ed Serv)
R&W contribtn for 12 flat monitors	Fernway	F&E	6/30/2006	9165	\$1,200.00	\$1,200.00	\$1,200.00	reimb to District (Dell Comp)
R&W contribtn for TV installations	Mercer	F&E	8/26/2006	9165	\$2,800.00	\$2,800.00	\$2,800.00	reimb to District (labor costs)
partial reimbursemnt for 4 projectors*	District	F&E	6/30/2006	9165	\$1,936.00	\$1,936.00	\$1,936.00	reimbursement to District
R&W contribtn toward 4 projectors*	District	F&E	6/30/2006	9165	\$1,259.05	\$1,259.05	\$1,259.05	reimbursement to District
R&W contribtn for 22 computers*	Middle School	F&E	6/30/2006	9165	\$19,584.00	\$19,584.00	\$19,584.00	reimbursement to District
R&W contribtn for 10 computers*	Lomond	F&E	7/18/2006	9165	\$9,546.00	\$9,546.00	\$9,546.00	reimb to District (Dell Comp)
R&W contribtn for sound system	Boulevard	F&E	5/19/2007	9165	\$389.00	\$389.00	\$389.00	reimbursement to District
R&W contribtn - projector & lamp	Boulevard	F&E	5/19/2007	9165	\$789.00	\$789.00	\$789.00	reimbursement to District
R&W contribtn for sound system	Fernway	F&E	5/19/2007	9165	\$389.00	\$389.00	\$389.00	reimbursement to District
R&W contribtn-2 projectors & lamps	Fernway	F&E	5/19/2007	9165	\$2,075.09	\$2,075.09	\$2,075.09	reimbursement to District
R&W contribtn-auditorium computer	Woodbury	F&E	5/19/2007	9165	\$726.00	\$726.00	\$726.00	reimbursement to District
Computer paid by SSF	Lomond	F&E	3/15/2008	9165	\$1,025.00	\$1,025.00	\$1,025.00	Shaker Schools Foundation
Computer paid by SSF	Lomond	F&E	3/15/2008	9165	\$2,694.00	\$2,694.00	\$2,694.00	Shaker Schools Foundation
construction documents-auditorium	Woodbury	Building	7/31/2006	9162	\$927.05	\$927.05	\$927.05	City Architecture
construction documents-auditorium	Woodbury	Building	12/20/2006	9162	\$1,414.73	\$1,414.73	\$1,414.73	City Architecture
Computer and Sound Equipment	District	F&E	10/31/2008	9167	\$26,278.98	\$26,278.98	\$26,278.98	Simon Technology Solutions
Sound System for Choir Room	High School	F&E	11/26/2008	9167	\$2,340.00	\$2,340.00	\$2,340.00	Sound Solutions
Installation labor	Onaway	F&E	1/9/2009	9167	\$1,057.50	\$1,057.50	\$1,057.50	Simon Technology Solutions
Installation labor	Boulevard	F&E	1/9/2009	9167	\$1,527.50	\$1,527.50	\$1,527.50	Simon Technology Solutions
Computer and Sound Equipment	District	F&E	3/6/2009	9167	\$46,360.61	\$46,360.61	\$46,360.61	Smart Ed. Services
Adjust coding - SmartBoard/Projector	District	F&E	4/29/2009	9167	\$4,658.00	\$4,658.00	\$4,658.00	Transfer from Technology
Adjust coding - Camera	District	F&E	4/29/2009	9167	\$636.00	\$636.00	\$636.00	Transfer from Technology
Distance learning equipment	District	F&E	7/24/2009	9167	\$3,003.48	\$3,003.48	\$3,003.48	Wide Area Media
Smartboards-ME, WO	District	F&E	5/28/2010	9167	\$6,265.00	\$6,265.00	\$6,265.00	Smart Ed. Services
Lecture Podium and Flag Poles	District	F&E	6/30/2010	9165	\$1,055.00	\$1,055.00	\$1,055.00	Shaker Schools Foundation
Smartboards-BO	Boulevard	F&E	8/5/2010	9167	\$7,589.00	\$7,589.00	\$7,589.00	Smart Ed. Services
Havorka-Laptop	District	F&E	9/30/2010	9165	\$1,200.00	\$1,200.00	\$1,200.00	Shaker Schools Foundation
Netbooks-MS	Middle School	F&E	9/30/2010	9167	\$1,055.70	\$1,055.70	\$1,055.70	Shaker Schools Foundation
Smartboards	District	F&E	9/30/2010	9167	\$18,180.00	\$18,180.00	\$18,180.00	Shaker Schools Foundation
Smartboards-ON	Onaway	F&E	9/30/2010	9167	\$3,134.00	\$3,134.00	\$3,134.00	Shaker Schools Foundation
Adjust Coding-Sound System	Onaway	F&E	6/6/2011	9167	\$1,588.00	\$1,588.00	\$1,588.00	Transfer from Technology
Adjust Coding-Poster Printer	Boulevard	F&E	6/6/2011	9167	\$1,682.50	\$1,682.50	\$1,682.50	Transfer from Technology
Adjust Coding-Small Aud Projector	High School	F&E	6/20/2011	9167	\$6,934.00	\$6,934.00	\$6,934.00	Transfer from Technology
Adjust Coding-Phys Ed Projector	Middle School	F&E	6/20/2011	9167	\$640.00	\$640.00	\$640.00	Transfer from Technology

Lar

SSF PROJECTS

PROJECT December 31 2018	BUILDING	Land, Building Vehicles, F&E	CHECK DATE	SPECIAL COST CENTER	ESTIMATED COST	ACTUAL COST MTD	ACTUAL COST TO DATE	CONTRACTOR/ VENDOR
Smartboard and Installation	Woodbury	F&E	8/30/2011	9167	\$9,500.00	\$9,500.00	\$9,500.00	Smart Ed. Services
Adjust Coding-Smartboard	High School	F&E	8/31/2011	9167	\$1,649.00	\$1,649.00	\$1,649.00	Transfer from Technology
Adjust Coding-Dell Netbook	High School	F&E	8/31/2011	9167	\$5,195.25	\$5,195.25	\$5,195.25	Transfer from Technology
Adjust Coding-Smartboards	District	F&E	10/31/2011	9167	\$24,308.00	\$24,308.00	\$24,308.00	Transfer from Technology
Adjust Coding-Dell Computers	District	F&E	10/31/2011	9167	\$9,350.00	\$9,350.00	\$9,350.00	Transfer from Technology
Laptop Cart	Middle School	F&E	10/27/2011	9167	\$1,201.20	\$1,201.20	\$1,201.20	Spectrum Industries
Smartboard and Installation	Middle School	F&E	11/11/2011	9167	\$1,802.00	\$1,802.00	\$1,802.00	Smart Ed. Services
Dell Laptop	Middle School	F&E	11/17/2011	9167	\$3,450.00	\$3,450.00	\$3,450.00	Dell Computer
Smartboards and Installation	Fernway	F&E	4/30/2012	9167	\$8,625.00	\$8,625.00	\$8,625.00	Dell Computer
Portable Document Camera	District	F&E	5/4/2012	9167	\$579.00	\$579.00	\$579.00	Easy Graphics Corp.
iPads and AppleCare	District	F&E	6/8/2012	9167	\$1,143.99	\$1,143.99	\$1,143.99	Apple Inc.
iPad and AppleCare	Middle School	F&E	7/11/2012	9167	\$598.00	\$598.00	\$598.00	Apple Inc.
AverVision Document Camera	Onaway	F&E	9/13/2012	9167	\$1,757.00	\$1,757.00	\$1,757.00	Easy Graphics Corp.
Smartboard and Installation	Middle School	F&E	9/20/2012	9167	\$3,586.00	\$3,586.00	\$3,586.00	Smart Ed. Services
Document Camera	Mercer	F&E	10/25/2012	9167	\$1,096.00	\$1,096.00	\$1,096.00	Easy Graphics Corp.
Smartboards and Installation	District	F&E	11/15/2012	9167	\$16,476.00	\$16,476.00	\$16,476.00	Smart Ed. Services
Turning Point NXT 26	Woodbury	F&E	11/29/2012	9167	\$8,586.95	\$8,586.95	\$8,586.95	Easy Graphics Corp.
Document Camera	Mercer	F&E	12/27/2012	9167	\$1,645.00	\$1,645.00	\$1,645.00	Easy Graphics Corp.
OptiPlex 790 Desktop PC	Boulevard	F&E	1/18/2013	9167	\$11,763.75	\$11,763.75	\$11,763.75	Dell Computer
Document Camera	Mercer	F&E	2/21/2013	9167	\$1,645.00	\$1,645.00	\$1,645.00	Easy Graphics Corp.
Document Camera	Mercer	F&E	3/28/2013	9167	\$552.00	\$552.00	\$552.00	Easy Graphics Corp.
Document Camera	High School	F&E	4/30/2013	9167	\$1,257.52	\$1,257.52	\$1,257.52	CDW*Government
Photoshop License	District	F&E	4/11/2013	9167	\$320.02	\$320.02	\$320.02	CDW*Government
Electronic Equipment	District	F&E	5/31/2013	9167	\$7,372.00	\$7,372.00	\$7,372.00	Schoolhouse Electronics, LLC
Document Camera	Mercer	F&E	7/31/2013	9167	\$1,674.00	\$1,674.00	\$1,674.00	Easy Graphics Corp.
License & Development Plan	Woodbury	F&E	8/22/2013	9167	\$2,715.00	\$2,715.00	\$2,715.00	Easy Graphics Corp.
Turning Point Set & Doc Camera	District	F&E	9/19/2013	9167	\$7,359.20	\$7,359.20	\$7,359.20	Easy Graphics Corp.
Smartboards	Middle School	F&E	9/19/2013	9167	\$7,945.00	\$7,945.00	\$7,945.00	Tierney Brothers, Inc
Document Camera	Onaway	F&E	9/26/2013	9167	\$1,178.00	\$1,178.00	\$1,178.00	Easy Graphics Corp.
Adjust Coding-Artboards	District	F&E	9/22/2013	9167	\$3,618.77	\$3,618.77	\$3,618.77	Transfer from Technology
Smartboard Installation	Middle School	F&E	10/9/2013	9167	\$1,610.00	\$1,610.00	\$1,610.00	Tierney Brothers, Inc
Document Camera	Onaway	F&E	11/8/2013	9167	\$579.00	\$579.00	\$579.00	Easy Graphics Corp.
Document Camera	Onaway	F&E	11/14/2013	9167	\$594.00	\$594.00	\$594.00	Easy Graphics Corp.
3D Printer	High School	F&E	11/14/2013	9167	\$2,627.19	\$2,627.19	\$2,627.19	Makerbot Industries
Hardware Support	Woodbury	F&E	12/19/2013	9167	\$1,275.00	\$1,275.00	\$1,275.00	CDW*Government
Document Camera	Onaway	F&E	12/31/2013	9167	\$1,181.50	\$1,181.50	\$1,181.50	Easy Graphics Corp.
Laptop Cart	Woodbury	F&E	12/13/2013	9167	\$9,190.79	\$9,190.79	\$9,190.79	CDW*Government
Electronic Equipment	Middle School	F&E	12/13/2013	9167	\$2,580.00	\$2,580.00	\$2,580.00	Schoolhouse Electronics, LLC
Digital Camera	Mercer	F&E	1/24/2014	9167	\$273.95	\$273.95	\$273.95	Amazon.com
Smartboard and Installation	High School	F&E	1/17/2014	9167	\$1,821.00	\$1,821.00	\$1,821.00	Tierney Brothers, Inc
HP Care Pack Hardware Support	Mercer	F&E	6/30/2014	9167	\$2,669.05	\$2,669.05	\$2,669.05	CDW*Government
Computer Equipment & Warranty	Fernway	F&E	7/31/2014	9167	\$11,925.44	\$11,925.44	\$11,925.44	CDW*Government
iPad Mini and AppleCare	Onaway	F&E	11/20/2014	9167	\$2,868.00	\$2,868.00	\$2,868.00	Apple Inc.
Document Cameras	Onaway	F&E	12/11/2014	9167	\$1,194.00	\$1,194.00	\$1,194.00	Easy Graphics Corp.
Smartboards and Service	Woodbury	F&E	12/29/2014	9167	\$4,198.50	\$4,198.50	\$4,198.50	Tierney Brothers, Inc

SSF PROJECTS

PROJECT December 31 2018	BUILDING	Land, Building Vehicles, F&E	CHECK DATE	SPECIAL COST CENTER	ESTIMATED COST	ACTUAL COST MTD	ACTUAL COST TO DATE	CONTRACTOR/ VENDOR
Smartboards	Mercer	F&E	1/22/2015	9167	\$2,198.00	\$2,198.00	\$2,198.00	Tierney Brothers, Inc
Smartboard Mount	Mercer	F&E	2/23/2015	9167	\$349.00	\$349.00	\$349.00	Tierney Brothers, Inc
Smartboard Mount and Service	Mercer	F&E	4/16/2015	9167	\$760.00	\$760.00	\$760.00	Tierney Brothers, Inc
Document Camera	Middle School	F&E	5/21/2015	9167	\$2,725.00	\$2,725.00	\$2,725.00	Easy Graphics Corp.
Digital Cameras and Flash Drives	Lomond	F&E	10/10/2015	9167	\$2,439.60	\$2,439.60	\$2,439.60	Amazon.com
Document Cameras	District	F&E	11/30/2015	9167	\$842.00	\$842.00	\$842.00	Easy Graphics Corp.
Projector, equipment & installation	Onaway	F&E	12/10/2015	9167	\$2,855.17	\$2,855.17	\$2,855.17	Tierney Brothers, Inc
Chromebooks	District	F&E	4/30/2016	9167	\$65,044.00	\$65,044.00	\$65,044.00	CDW*Government
Chromebooks	District	F&E	6/30/2016	9167	\$8,999.98	\$8,999.98	\$8,999.98	CDI Computer Dealers Inc
Charging Station	Boulevard	F&E	9/15/2016	9167	\$1,639.62	\$1,639.62	\$1,639.62	School Outfitters
Chromebooks	District	F&E	11/10/2016	9167	\$23,340.04	\$23,340.04	\$23,340.04	CDI Computer Dealers Inc
Smartboard and mount	Mercer	F&E	11/10/2016	9167	\$538.00	\$538.00	\$538.00	Tierney Brothers, Inc
Sound System	Woodbury	F&E	12/8/2016	9167	\$2,198.00	\$2,198.00	\$2,198.00	Tierney Brothers, Inc
Smartboard	Mercer	F&E	12/8/2016	9167	\$1,479.00	\$1,479.00	\$1,479.00	Tierney Brothers, Inc
Software Licenses	Mercer	F&E	2/28/2017	9167	\$989.55	\$989.55	\$989.55	Learning A-Z
Pugmill-Clay Machine	Woodbury	F&E	5/4/2017	9167	\$4,499.00	\$4,499.00	\$4,499.00	Sheffield Pottery
Zing Laser Cutter	Middle School	F&E	6/29/2017	9167	\$3,563.72	\$3,563.72	\$3,563.72	Buckeye Educational Systems
Correction of prior period expense		F&E	12/31/2017	9165	\$94,742.74	\$94,742.74	\$94,742.74	Move exp from SCC 9150
Correction of prior period expense		F&E	12/31/2017	9167	\$33,244.34	\$33,244.34	\$33,244.34	Move exp from SCC 9150
iPad cases for HS Music	High School	F&E	3/10/2018	9167	\$161.92	\$161.92	\$161.92	Amazon.com
iPad and AppleCare	High School	F&E	4/13/2018	9167	\$1,194.00	\$1,194.00	\$1,194.00	Apple Inc.
iPad reimbursement	Boulevard	F&E	5/11/2018	9167	(\$135.00)	(\$135.00)	(\$135.00)	SSF Grant
iPad and AppleCare	Boulevard	F&E	6/12/2018	9167	\$378.00	\$378.00	\$378.00	Apple Inc.
Newsela Subscription	Woodbury	F&E	11/29/2018	9167	\$3,000.00	\$3,000.00	\$3,000.00	Newsela, Inc
Computer for Art Room	High School	F&E	1/11/2019	9167	\$1,185.97	\$1,185.97	\$1,185.97	Dell Computer
Cables for Art Room Computer	High School	F&E	1/17/2019	9167	\$874.21	\$874.21	\$874.21	Cable Communications
Read & Write Subscription	District	F&E	2/28/2019	9167	\$12,176.80	\$12,176.80	\$12,176.80	Textheld, Inc.
OptiPlex Desktop Computers	High School	F&E	7/31/2019	9167	\$2,000.57	\$2,000.57	\$2,000.57	Dell Computer
eSports Club Equipment	High School	F&E	9/10/2019	9167	\$844.88	\$844.88	\$844.88	Microcenter
eSports Club Equipment	High School	F&E	10/10/2019	9167	\$466.97	\$466.97	\$466.97	Amazon.com
3D Printer	High School	F&E	11/30/2019	9167	\$5,001.26	\$5,001.26	\$5,001.26	Form Labs, Inc
3D Printer Software	High School	F&E	12/10/2019	9167	\$585.00	\$585.00	\$585.00	Robert McNeel & Associates
Art iPads	High School	F&E	12/10/2019	9167	\$2,438.94	\$2,438.94	\$2,438.94	Amazon.com
SAM labs	Mercer	F&E	2/28/2020	9167	\$3,798.00	\$3,798.00	\$3,798.00	SAM labs Inc.
iPod Touch & Applecare	Woodbury	F&E	2/28/2020	9167	\$3,870.00	\$3,870.00	\$3,870.00	Apple Inc.
iPad cases	Woodbury	F&E	3/31/2020	9167	\$134.70	\$134.70	\$134.70	Apple Inc.
Dell Laptop	High School	F&E	3/31/2020	9167	\$36,118.00	\$36,118.00	\$36,118.00	Dell Computer
Hot Spot-COVID-19	District	F&E	6/30/2020	9167	\$20,755.00	\$20,755.00	\$20,755.00	Sprint
Dell Laptop-Reclassify	High School	F&E	6/30/2020	9167	(\$36,118.00)	(\$36,118.00)	(\$36,118.00)	Dell Computer
Applecare for schools	District	F&E	11/30/2020	9167	\$545.00	\$545.00	\$545.00	Apple Inc.
iPad cases	High School	F&E	12/30/2020	9167	\$384.55	\$384.55	\$384.55	Amazon.com
iPads	High School	F&E	1/15/2021	9167	\$1,995.00	\$1,995.00	\$1,995.00	Apple Inc.
HS Weight Room Equipment	High School	F&E	4/30/2021	9167	\$2,208.00	\$2,208.00	\$2,208.00	Dynamic Fitness & Strength LLC
iMac's & iPads	High School	F&E	8/31/2021	9167	\$5,251.00	\$5,251.00	\$5,251.00	Apple Inc.
Dash Robots-Design lab	Lomond	F&E	11/10/2021	9167	\$3,599.76	\$3,599.76	\$3,599.76	Wonder Workshop

SSF PROJECTS

PROJECT December 31 2018	BUILDING	Land, Building Vehicles, F&E	CHECK DATE	SPECIAL COST CENTER	ESTIMATED COST	ACTUAL COST MTD	ACTUAL COST TO DATE	CONTRACTOR/ VENDOR
Design Lab	Lomond	F&E	11/10/2021	9167	\$2,499.00	\$2,499.00	\$2,499.00	Tangible Play
iPad Case-Design Lab	Boulevard	F&E	11/30/2021	9167	\$309.50	\$309.50	\$309.50	UZBL
Techtub-Design lab	Boulevard	F&E	11/30/2021	9167	\$345.00	\$345.00	\$345.00	Tierney Brothers, Inc
Design Lab / STEM Kits	Boulevard	F&E	11/30/2021	9167	\$139.99	\$139.99	\$139.99	Amazon.com
Design Lab / STEM Kits	Boulevard	F&E	11/30/2021	9167	\$536.65	\$536.65	\$536.65	Elenco Electronics
Design Lab / STEM Kits	Boulevard	F&E	11/30/2021	9167	\$708.01	\$708.01	\$708.01	Makey Makey
Design Lab / STEM Kits	Boulevard	F&E	11/30/2021	9167	\$3,160.00	\$3,160.00	\$3,160.00	Strawbees STEAM
Design Lab	Lomond	F&E	12/10/2021	9167	\$1,509.00	\$1,509.00	\$1,509.00	CDW
iPad Apps	Lomond	F&E	12/29/2021	9167	\$49.80	\$49.80	\$49.80	American Express
Lego Edu / Design Lab	Boulevard	F&E	12/29/2021	9167	\$1,099.80	\$1,099.80	\$1,099.80	American Express
Design Lab	Lomond	F&E	12/10/2021	9167	\$6,310.40	\$6,310.40	\$6,310.40	Tierney Brothers, Inc
Design Lab	Boulevard	F&E	12/10/2021	9167	\$6,310.38	\$6,310.38	\$6,310.38	Tierney Brothers, Inc
iPads / Design Lab	Boulevard	F&E	12/31/2021	9167	\$4,030.00	\$4,030.00	\$4,030.00	Apple Inc.
iPads / Design Lab	Lomond	F&E	12/31/2021	9167	\$6,070.00	\$6,070.00	\$6,070.00	Apple Inc.
iPad Cases	Boulevard	F&E	1/24/2022	9167	\$39.95	\$39.95	\$39.95	Amazon.com
Design Lab	Lomond	F&E	1/28/2022	9167	\$164.85	\$164.85	\$164.85	Microcenter
Design Lab	Lomond	F&E	1/31/2022	9167	(\$21,482.80)	(\$21,482.80)	(\$21,482.80)	SSF Grant
Design Lab	Boulevard	F&E	1/31/2022	9167	(\$14,570.59)	(\$14,570.59)	(\$14,570.59)	SSF Grant
Design Lab	Woodbury	F&E	3/29/2022	9167	\$5,916.02	\$5,916.02	\$5,916.02	Tierney Brothers, Inc
iPads / Design Lab	Fernway	F&E	5/20/2022	9167	\$8,370.00	\$8,370.00	\$8,370.00	Apple Inc.
Repair Tool Kit	High School	F&E	6/30/2022	9167	\$49.98	\$49.98	\$49.98	MicroCenter
iPads / Design Lab	Fernway	F&E	11/30/2022	9167	\$172.00	\$172.00	\$172.00	Apple Inc.
SSF Tech-Shaker's First Class								
iPads and AppleCare	District	F&E	5/20/2016	9165	\$13,460.00	\$13,460.00	\$13,460.00	Apple Inc.
iPad charging dock	District	F&E	6/20/2016	9165	\$1,203.28	\$1,203.28	\$1,203.28	CDW*Government
iPad cases	District	F&E	6/23/2016	9165	\$1,009.80	\$1,009.80	\$1,009.80	CDW*Government
Document Cameras	District	F&E	6/23/2016	9165	\$563.00	\$563.00	\$563.00	Easy Graphics Corp.
Books	District	F&E	8/25/2016	9165	\$333.98	\$333.98	\$333.98	Lakeshore Learning Materials
Books	District	F&E	9/15/2016	9165	\$132.30	\$132.30	\$132.30	DEMCO
Books	District	F&E	9/9/2016	9165	\$354.90	\$354.90	\$354.90	The Library Store, Inc
High School Large Auditorium								
SSF share of total cost	High School	Building	2/29/2008	9166	\$800,000.00	\$800,000.00	\$800,000.00	Shaker Schools Foundation
SSF share of total cost	High School	Building	7/31/2008	9166	\$70,000.00	\$70,000.00	\$70,000.00	Shaker Schools Foundation
SSF share of total cost	High School	Building	6/30/2010	9166	\$100,000.00	\$100,000.00	\$100,000.00	Shaker Schools Foundation
SSF share of total cost	High School	Building	3/31/2012	9166	\$68,125.30	\$68,125.30	\$68,125.30	SSF (10/31/2009)
Craig Stout Technology Projects								
Computer and Sound Equipment	Library	F&E	9/11/2008	9168	\$15,591.00	\$15,591.00	\$15,591.00	Easy Graphics Corp.
Document Cameras	District	F&E	11/25/2008	9168	\$2,661.08	\$2,661.08	\$2,661.08	CDW*Government Inc
Computer and Sound Equipment	District	F&E	3/6/2009	9168	\$74,777.07	\$74,777.07	\$74,777.07	Smart Ed. Services
Turning Point-Receiver, Case, Card	District	F&E	12/15/2011	9168	\$642.00	\$642.00	\$642.00	Easy Graphics Corp.
eInstruction Mobi System	High School	F&E	1/19/2012	9168	\$1,398.00	\$1,398.00	\$1,398.00	CIM Technology Solutions
Kindles**	District	F&E	12/9/2011	9168	\$594.00	\$594.00	\$594.00	Corr. Posting-From Fund 001 Tech.
Distribution of Posting**	District	F&E	3/6/2009	9168	\$3,873.00	\$3,873.00	\$3,873.00	Corr. Posting-From Fund 001 Tech.
Distribution of Posting**	District	F&E	5/22/2009	9168	\$5,097.85	\$5,097.85	\$5,097.85	Corr. Posting-From Fund 001 Tech.

SSF PROJECTS

PROJECT December 31 2018	BUILDING	Land, Building Vehicles, F&E	CHECK DATE	SPECIAL COST CENTER	ESTIMATED COST	ACTUAL COST MTD	ACTUAL COST TO DATE	CONTRACTOR/ VENDOR
High School Planetarium Project								
Planetarium Projection System	High School	F&E	6/27/2013	9164	\$86,572.50	\$86,572.50	\$86,572.50	Spitz, Inc.
Planetarium Projection System	High School	F&E	10/31/2013	9164	\$58,872.50	\$58,872.50	\$58,872.50	Spitz, Inc.
Planetarium Projection System	High School	F&E	10/31/2013	9167	\$6,000.00	\$6,000.00	\$6,000.00	Spitz, Inc.
Planetarium Projection System	High School	F&E	4/30/2014	9164	\$4,555.00	\$4,555.00	\$4,555.00	Corr. Posting-From 004-9150
HS Weight Room								
HS Weight Room Equipment	High School	F&E	2/22/2021	9165	\$131,416.67	\$131,416.67	\$131,416.67	Dynamic Fitness & Strength LLC
HS Weight Room Equipment Freight	High School	F&E	7/30/2021	9165	\$233.56	\$233.56	\$233.56	Fed Ex
HS Weight Room Equipment	High School	F&E	11/30/2021	9165	\$60,366.44	\$60,366.44	\$60,366.44	Dynamic Fitness & Strength LLC
WO Sublimation Printer								
Sublimation Printer	Woodbury	F&E	9/30/2021	9165	\$2,454.64	\$2,454.64	\$2,454.64	Conde Systems
Poster Maker & Kit	Woodbury	F&E	6/30/2022	9165	\$5,378.17	\$5,378.17	\$5,378.17	Bright White Paper
IC Digital Design lab & Studio								
Mobile Digital Design Lab	IC	F&E	3/24/2022	9165	\$9,356.92	\$9,356.92	\$9,356.92	B&H Photo
Podcasting Studio Supplies	IC	F&E	3/24/2022	9165	\$3,178.26	\$3,178.26	\$3,178.26	B&H Photo
Podcasting Studio Supplies	IC	F&E	4/19/2022	9165	\$162.00	\$162.00	\$162.00	Guitar Center
Podcasting Studio Supplies	IC	F&E	4/28/2022	9165	\$4,581.20	\$4,581.20	\$4,581.20	Guitar Center
Podcasting Studio Supplies	IC	F&E	4/30/2022	9165	\$238.96	\$238.96	\$238.96	Guitar Center
Podcasting Studio Supplies	IC	F&E	5/31/2022	9165	\$3,616.33	\$3,616.33	\$3,616.33	B&H Photo
Podcasting Studio Supplies	IC	F&E	6/30/2022	9165	(\$478.60)	(\$478.60)	(\$478.60)	Exp to Fund 001
Personalized Learning Center Donor Support								
Laptops and Projectors	PLC	F&E	6/26/2014	9315	\$3,232.93	\$3,232.93	\$3,232.93	CDW*Government
Equipment Cart and marker Board	PLC	F&E	6/26/2014	9315	\$973.28	\$973.28	\$973.28	DEMCO, Inc.
Telephones, Licenses & Equipment	PLC	F&E	6/26/2014	9315	\$9,091.00	\$9,091.00	\$9,091.00	Information Systems Integration
Computer Equipment	PLC	F&E	7/10/2014	9315	\$2,568.85	\$2,568.85	\$2,568.85	Various online stores
iPad	PLC	F&E	7/18/2014	9315	\$4,580.00	\$4,580.00	\$4,580.00	Apple Store
Computer Equipment & Service	PLC	F&E	8/22/2014	9315	\$23,629.49	\$23,629.49	\$23,629.49	CDW*Government
Furniture	PLC	F&E	8/31/2014	9315	\$36,547.91	\$36,547.91	\$36,547.91	Ohio Desk
Projection Screen Wall Brackets	PLC	F&E	8/10/2014	9315	\$24.06	\$24.06	\$24.06	CDW*Government
Flat Screen TV and Mount	PLC	F&E	8/10/2014	9315	\$939.58	\$939.58	\$939.58	Best Buy
Backpacks for IC students	PLC	F&E	9/10/2014	9315	\$900.00	\$900.00	\$900.00	Bags in Bulk
Smartboard	PLC	F&E	9/26/2014	9315	\$3,001.00	\$3,001.00	\$3,001.00	Tierney Brothers, Inc
Office Chairs	PLC	F&E	9/26/2014	9315	\$312.00	\$312.00	\$312.00	Independence Business Supply
Bronze Plaques	PLC	F&E	9/26/2014	9315	\$5,430.00	\$5,430.00	\$5,430.00	Carrollgraphics
Cable infrastructure and equipment	PLC	F&E	9/26/2014	9315	\$10,539.09	\$10,539.09	\$10,539.09	Cable Communications
Architectural Services	PLC	F&E	9/16/2014	9315	\$15,556.75	\$15,556.75	\$15,556.75	Neville Architects
Tables and Chairs	PLC	F&E	9/16/2014	9315	\$11,495.00	\$11,495.00	\$11,495.00	Contract Source Inc
Signage	PLC	F&E	10/9/2014	9315	\$206.00	\$206.00	\$206.00	Carrollgraphics
Desktop Computers	PLC	F&E	10/16/2014	9315	\$3,858.35	\$3,858.35	\$3,858.35	Chicago Micro
Tables and Chairs	PLC	F&E	10/30/2014	9315	\$2,489.54	\$2,489.54	\$2,489.54	Ohio Desk
Storage Cabinets	PLC	F&E	10/10/2014	9315	\$625.15	\$625.15	\$625.15	Independence Business Supply
Bulletin Boards	PLC	F&E	10/10/2014	9315	\$291.87	\$291.87	\$291.87	Independence Business Supply

SSF PROJECTS

PROJECT December 31 2018	BUILDING	Land, Building Vehicles, F&E	CHECK DATE	SPECIAL COST CENTER	ESTIMATED COST	ACTUAL COST MTD	ACTUAL COST TO DATE	CONTRACTOR/ VENDOR
Headphones	PLC	F&E	10/29/2014	9315	\$490.80	\$490.80	\$490.80	CDW*Government
Tables	PLC	F&E	11/6/2014	9315	\$1,818.88	\$1,818.88	\$1,818.88	Ohio Desk
Chair	PLC	F&E	11/20/2014	9315	\$312.00	\$312.00	\$312.00	Independence Business Supply
Display Integration Services	PLC	F&E	11/20/2014	9315	\$894.94	\$894.94	\$894.94	Tierney Brothers, Inc
Table	PLC	F&E	11/30/2014	9315	\$548.50	\$548.50	\$548.50	Ohio Desk
Folding Tables	PLC	F&E	12/18/2014	9315	\$496.16	\$496.16	\$496.16	Ohio Desk
File drawers	PLC	F&E	12/10/2014	9315	\$275.97	\$275.97	\$275.97	Independence Business Supply
Architectural Services	PLC	F&E	12/29/2014	9315	\$20,439.60	\$20,439.60	\$20,439.60	Neville Architects
Smartboard Warranty	PLC	F&E	1/22/2015	9315	\$69.00	\$69.00	\$69.00	Tierney Brothers, Inc
Cable infrastructure and equipment	PLC	F&E	5/31/2015	9315	(\$10,539.09)	(\$10,539.09)	(\$10,539.09)	Cable Communications
Desktop Computers	PLC	F&E	5/31/2015	9315	(\$3,858.35)	(\$3,858.35)	(\$3,858.35)	Chicago Micro
Architectural Services	PLC	F&E	5/31/2015	9315	(\$15,556.75)	(\$15,556.75)	(\$15,556.75)	Neville Architects
Architectural Services	PLC	F&E	5/31/2015	9315	(\$20,439.60)	(\$20,439.60)	(\$20,439.60)	Neville Architects
Overage on furniture	PLC	F&E	5/31/2015	9315	(\$2,343.91)	(\$2,343.91)	(\$2,343.91)	Various
Architectural Services	PLC	F&E	8/21/2015	9315	\$1,647.50	\$1,647.50	\$1,647.50	Neville Architects
Architectural Services	PLC	F&E	8/21/2015	9315	(\$1,647.50)	(\$1,647.50)	(\$1,647.50)	Neville Architects
General Projects								
Reading Books	District	F&E	6/8/2012	9182	\$975.22	\$975.22	\$975.22	Scholastic Magazines
Total SSF Projects							\$2,475,740.82	

* expense reclassified to Bond Fund from General Fund in Jan '07

** expense reclassified to SCC 9168 from General Fund in June '12

FY2018 BOND ISSUE

PROJECT	BUILDING	Land Impr., Building, Vehicles, F&E	CHECK DATE	SPECIAL COST CENTER	ESTIMATED COST	ACTUAL COST MTD	ACTUAL COST TO DATE	CONTRACTOR/ VENDOR
<u>FY18 Bond \$20.1 MM - SCC 9400</u>								
ON & HS Parking Lots	District	Land Impr.	2/16/2018	9400	\$7,643.80	\$7,643.80	\$7,643.80	Van Auken Akins Architects LLC
Professional Design Services	District	Building	3/12/2018	9400	\$210,273.14	\$210,273.14	\$210,273.14	Legat Architects, Inc
Onaway Parking Lot	Onaway	Land Impr.	4/12/2018	9400	\$21,676.55	\$21,676.55	\$21,676.55	Van Auken Akins Architects LLC
High School South Parking Lot	High School	Land Impr.	4/12/2018	9400	\$10,397.60	\$10,397.60	\$10,397.60	Van Auken Akins Architects LLC
High School Boiler	High School	F&E	4/30/2018	9400	\$92,976.80	\$92,976.80	\$92,976.80	DB Johnson Company
Elevator Renovation	High School	F&E	5/11/2018	9400	\$80,940.00	\$80,940.00	\$80,940.00	Lakeland Management Systems Inc
High School Parking Lot	High School	Land Impr.	5/11/2018	9400	\$3,083.08	\$3,083.08	\$3,083.08	Van Auken Akins Architects LLC
Onaway Parking Lot	Onaway	Land Impr.	5/11/2018	9400	\$8,475.81	\$8,475.81	\$8,475.81	Van Auken Akins Architects LLC
Construction Site Stormwater Permit	Onaway	Land Impr.	5/17/2018	9400	\$200.00	\$200.00	\$200.00	Treasurer, State of Ohio (Ohio EPA)
Facilities Improvement	District	Building	6/7/2018	9400	\$70,949.51	\$70,949.51	\$70,949.51	Legat Architects, Inc
Facilities Improvement	District	Building	6/14/2018	9400	\$70,337.52	\$70,337.52	\$70,337.52	Legat Architects, Inc
Elevator Modification	High School	F&E	6/28/2018	9400	\$45,080.00	\$45,080.00	\$45,080.00	Lakeland Management Systems Inc
High School Parking Lot	High School	Land Impr.	6/28/2018	9400	\$1,890.00	\$1,890.00	\$1,890.00	Van Auken Akins Architects LLC
Onaway Parking Lot	Onaway	Land Impr.	6/28/2018	9400	\$2,482.75	\$2,482.75	\$2,482.75	Van Auken Akins Architects LLC
High School Boiler	High School	F&E	6/28/2018	9400	\$146,106.40	\$146,106.40	\$146,106.40	DB Johnson Company
High School Parking Lot	High School	Land Impr.	6/30/2018	9400	\$2,663.63	\$2,663.63	\$2,663.63	Van Auken Akins Architects LLC
BO Security Upgrades	Boulevard	F&E	7/24/2018	9400	\$42,250.31	\$42,250.31	\$42,250.31	Bailey Communications, Inc.
HS Security Upgrades	High School	F&E	7/24/2018	9400	\$42,250.32	\$42,250.32	\$42,250.32	Bailey Communications, Inc.
HS Foundation & Wall Repair	High School	Building	7/24/2018	9400	\$71,691.00	\$71,691.00	\$71,691.00	Lakeland Management Systems Inc
ON Foundation & Wall Repair	Onaway	Building	7/24/2018	9400	\$36,753.00	\$36,753.00	\$36,753.00	Lakeland Management Systems Inc
ME Renovation of Classroom Space	Mercer	Building	7/24/2018	9400	\$43,440.00	\$43,440.00	\$43,440.00	Lakeland Management Systems Inc
Elevator Modification	High School	F&E	7/24/2018	9400	\$40,963.00	\$40,963.00	\$40,963.00	Lakeland Management Systems Inc
Pilot Classroom Renovations	District	F&E	7/24/2018	9400	\$67,609.70	\$67,609.70	\$67,609.70	Sterling Professional Group
High School Parking Lot Improvements	High School	Land Impr.	7/31/2018	9400	\$88,780.00	\$88,780.00	\$88,780.00	Chagrin Valley Paving
Onaway Parking Lot	Onaway	Land Impr.	7/31/2018	9400	\$64,814.00	\$64,814.00	\$64,814.00	Chagrin Valley Paving
Professional Design Services	District	Building	7/31/2018	9400	\$10,699.80	\$10,699.80	\$10,699.80	Legat Architects, Inc
Onaway Parking Lot	Onaway	Land Impr.	7/31/2018	9400	\$4,157.19	\$4,157.19	\$4,157.19	Van Auken Akins Architects LLC
Woodbury Elementary Roof Replacement	Woodbury	Building	8/8/2018	9400	\$271,637.68	\$271,637.68	\$271,637.68	Garland/DBS, Inc.
Onaway Elementary School Roof	Onaway	Building	8/8/2018	9400	\$52,029.60	\$52,029.60	\$52,029.60	Garland/DBS, Inc.
High School Parking Lot	High School	Land Impr.	8/8/2018	9400	\$85,272.24	\$85,272.24	\$85,272.24	Chagrin Valley Paving
Onaway Parking Lot	Onaway	Land Impr.	8/8/2018	9400	\$296,588.95	\$296,588.95	\$296,588.95	Chagrin Valley Paving
High School Water Line	High School	Land Impr.	8/8/2018	9400	\$33,869.70	\$33,869.70	\$33,869.70	Chagrin Valley Paving
Onaway Sidewalk and Curb	Onaway	Land Impr.	8/8/2018	9400	\$2,839.42	\$2,839.42	\$2,839.42	Chagrin Valley Paving
High School Parking Lot	High School	Land Impr.	8/8/2018	9400	\$10,220.14	\$10,220.14	\$10,220.14	Chagrin Valley Paving
High School Parking Lot	High School	Land Impr.	8/8/2018	9400	\$46,422.82	\$46,422.82	\$46,422.82	Chagrin Valley Paving
District Wide Niagara Automation Sys	District	Building	8/14/2018	9400	\$109,271.70	\$109,271.70	\$109,271.70	Gardiner Service Company
High School and Blvd Security upgrades	HS/Blvd	Building	8/14/2018	9400	\$66,213.78	\$66,213.78	\$66,213.78	Bailey Communications, Inc.
Pilot Classroom Renovations	District	Building	8/18/2018	9400	\$15,916.00	\$15,916.00	\$15,916.00	Sterling Professional Group
High School and Blvd Roof Repair	HS/Blvd	Building	8/18/2018	9400	\$235,580.00	\$235,580.00	\$235,580.00	Lakeland Management Systems Inc
High School Boiler	High School	Building	8/18/2018	9400	\$26,564.80	\$26,564.80	\$26,564.80	DB Johnson Company
Middle School Painting	Middle School	Building	8/18/2018	9400	\$6,565.00	\$6,565.00	\$6,565.00	Kastra, LLC
High School Elevator Modernization	High School	Building	8/18/2018	9400	\$69,299.00	\$69,299.00	\$69,299.00	Lakeland Management Systems Inc
Mercer Classroom Renovation	Mercer	Building	8/18/2018	9400	\$26,942.00	\$26,942.00	\$26,942.00	Lakeland Management Systems Inc
HS Foundation & Wall Repair	High School	Building	8/18/2018	9400	\$85,409.00	\$85,409.00	\$85,409.00	Lakeland Management Systems Inc
ON Foundation & Wall Repair	Onaway	Building	8/18/2018	9400	\$16,115.00	\$16,115.00	\$16,115.00	Lakeland Management Systems Inc

FY2018 BOND ISSUE

PROJECT	BUILDING	Land Impr., Building, Vehicles, F&E	CHECK DATE	SPECIAL COST CENTER	ESTIMATED COST	ACTUAL COST MTD	ACTUAL COST TO DATE	CONTRACTOR/ VENDOR
High School Boiler	High School	Building	8/18/2018	9400	\$517,960.00	\$517,960.00	\$517,960.00	ABC Piping, CO.
Middle School Painting	Middle School	Building	8/23/2018	9400	\$157,560.00	\$157,560.00	\$157,560.00	Kastra, LLC
Professional Design Services	District	Building	8/23/2018	9400	\$22,155.00	\$22,155.00	\$22,155.00	Legat Architects, Inc
High School Abatement	High School	Building	8/23/2018	9400	\$26,240.00	\$26,240.00	\$26,240.00	Total Environmental Services
Mercer Abatement	Mercer	Building	8/23/2018	9400	\$4,200.00	\$4,200.00	\$4,200.00	Total Environmental Services
Onaway Parking Lot Design Srv	Onaway	Land Impr.	8/23/2018	9400	\$4,859.07	\$4,859.07	\$4,859.07	Van Auken Akins Architects LLC
ON & HS Parking Lots	Onaway /HS	Land Impr.	9/14/2018	9400	\$17,827.33	\$17,827.33	\$17,827.33	Van Auken Akins Architects LLC
District Automation System	District	Building	9/21/2018	9400	\$51,796.80	\$51,796.80	\$51,796.80	Gardiner Service Company
High School and Blvd Security upgrades	HS/Blvd	Building	9/21/2018	9400	\$13,229.59	\$13,229.59	\$13,229.59	Bailey Communications, Inc.
Onaway Elementary School Roof	Onaway	Building	9/21/2018	9400	\$174,173.95	\$174,173.95	\$174,173.95	Garland/DBS, Inc.
Mercer Classroom Renovation	Mercer	Building	9/21/2018	9400	\$40,051.00	\$40,051.00	\$40,051.00	Lakeland Management Systems Inc
Woodbury Elementary Roof Replacement	Woodbury	Building	9/21/2018	9400	\$573,558.29	\$573,558.29	\$573,558.29	Garland/DBS, Inc.
Pilot Classroom Renovations	District	Building	9/24/2018	9400	\$274,381.26	\$274,381.26	\$274,381.26	Sterling Professional Group
Professional Design Services	District	Building	9/27/2018	9400	\$50,272.64	\$50,272.64	\$50,272.64	Legat Architects, Inc
Woodbury Elementary Roof Replacement	Woodbury	Building	9/30/2018	9400	\$362,041.23	\$362,041.23	\$362,041.23	Garland/DBS, Inc.
High School and Blvd Roof Repair	HS/Blvd	Building	9/30/2018	9400	\$41,725.00	\$41,725.00	\$41,725.00	Lakeland Management Systems Inc
High School South Parking Lot	High School	Land Impr.	9/30/2018	9400	\$3,947.39	\$3,947.39	\$3,947.39	Van Auken Akins Architects LLC
High School Elevator Modernization	High School	Building	9/30/2018	9400	\$32,978.00	\$32,978.00	\$32,978.00	Lakeland Management Systems Inc
Mercer Classroom Renovation	Mercer	Building	9/30/2018	9400	\$8,576.00	\$8,576.00	\$8,576.00	Lakeland Management Systems Inc
Mercer Waterline Replacement	Mercer	Building	9/30/2018	9400	\$80,751.16	\$80,751.16	\$80,751.16	Tap Construction Ltd.
High School Elevator Modernization	High School	Building	9/30/2018	9400	\$21,680.00	\$21,680.00	\$21,680.00	Lakeland Management Systems Inc
High School South Parking Lot	High School	Land Impr.	9/30/2018	9400	\$236,324.82	\$236,324.82	\$236,324.82	Chagrin Valley Paving
Onaway Parking Lot	Onaway	Land Impr.	9/30/2018	9400	\$161,426.63	\$161,426.63	\$161,426.63	Chagrin Valley Paving
High School South Parking Lot	High School	Land Impr.	10/12/2018	9400	\$320.00	\$320.00	\$320.00	Van Auken Akins Architects LLC
Onaway Parking Lot	Onaway	Land Impr.	10/12/2018	9400	\$3,495.25	\$3,495.25	\$3,495.25	Van Auken Akins Architects LLC
District Automation System	District	Building	10/17/2018	9400	\$129,406.50	\$129,406.50	\$129,406.50	Gardiner Service Company
Pilot Classroom Renovations	District	Building	10/17/2018	9400	\$35,993.04	\$35,993.04	\$35,993.04	Sterling Professional Group
High School and Blvd Security upgrades	HS/Blvd	Building	10/17/2018	9400	\$14,769.36	\$14,769.36	\$14,769.36	Bailey Communications, Inc.
HS/ON Foundation & Wall Repair	HS/ON	Land Impr.	10/17/2018	9400	\$23,927.60	\$23,927.60	\$23,927.60	Lakeland Management Systems Inc
Onaway Parking Lot	Onaway	Land Impr.	10/26/2018	9400	\$3,100.00	\$3,100.00	\$3,100.00	Van Auken Akins Architects LLC
Woodbury Elementary Roof Replacement	Woodbury	Building	10/30/2018	9400	\$60,829.12	\$60,829.12	\$60,829.12	Garland/DBS, Inc.
Woodbury Elementary Roof Replacement	Woodbury	Building	10/30/2018	9400	\$13,246.80	\$13,246.80	\$13,246.80	Garland/DBS, Inc.
Onaway Roof Improvement	Onaway	Building	10/30/2018	9400	\$11,905.45	\$11,905.45	\$11,905.45	Garland/DBS, Inc.
HS Roof Improvement	High School	Building	10/30/2018	9400	\$11,000.00	\$11,000.00	\$11,000.00	Lakeland Management Systems Inc
BO Roof Improvement	Boulevard	Building	10/30/2018	9400	\$11,000.00	\$11,000.00	\$11,000.00	Lakeland Management Systems Inc
Security Upgrades	Blvd & HS	Building	12/7/2018	9400	\$14,485.94	\$14,485.94	\$14,485.94	Bailey Communications, Inc.
Niagra Building Automation System	District	Building	12/17/2018	9400	\$44,195.40	\$44,195.40	\$44,195.40	Gardiner Service Company
Niagra Building Automation System	District	Building	12/18/2018	9400	\$36,259.20	\$36,259.20	\$36,259.20	Gardiner Service Company
Fire Alarm System Improvements	High School	Building	12/18/2018	9400	\$72,496.00	\$72,496.00	\$72,496.00	Dial Electric LTD
Professional Design Services	District	Building	12/21/2018	9400	\$30,621.25	\$30,621.25	\$30,621.25	Van Auken Akins Architects LLC
Parking Lot Improve HS & Onaway	HS/ON	Land Impr.	12/7/2018	9400	\$92,195.00	\$92,195.00	\$92,195.00	Chagrin Valley Paving
Professional Design Services	District	Building	1/11/2019	9400	\$5,958.75	\$5,958.75	\$5,958.75	Van Auken Akins Architects LLC
Smoke and Heat Detectors	High School	F&E	1/17/2019	9400	\$165,218.20	\$165,218.20	\$165,218.20	Dial Electric LTD
Boiler Installation	High School	F&E	1/17/2019	9400	\$513,407.84	\$513,407.84	\$513,407.84	ABC Piping, CO.
Exterior Water Line Replacement	Mercer	F&E	1/31/2019	9400	\$41,639.00	\$41,639.00	\$41,639.00	Tap Construction Ltd.
Niagra Building Automation System	District	Building	2/14/2019	9400	\$31,373.10	\$31,373.10	\$31,373.10	Gardiner Service Company
Smoke and Heat Detectors	High School	F&E	2/14/2019	9400	\$72,017.79	\$72,017.79	\$72,017.79	Dial Electric LTD

FY2018 BOND ISSUE

PROJECT	BUILDING	Land Impr., Building, Vehicles, F&E	CHECK DATE	SPECIAL COST CENTER	ESTIMATED COST	ACTUAL COST MTD	ACTUAL COST TO DATE	CONTRACTOR/ VENDOR
Parking Lot Improve HS & Onaway	HS/ON	Land Impr.	2/14/2019	9400	\$62,328.64	\$62,328.64	\$62,328.64	Chagrin Valley Paving
Professional Design Services	District	Building	2/21/2019	9400	\$112,866.77	\$112,866.77	\$112,866.77	Van Auken Akins Architects LLC
District Wide replacement of automation	District	F&E	3/7/2019	9400	\$24,334.20	\$24,334.20	\$24,334.20	Gardiner Service Company
Professional Design Services	District	Building	3/26/2019	9400	\$44,674.99	\$44,674.99	\$44,674.99	Van Auken Akins Architects LLC
Project Management Services	District	F&E	3/27/2019	9400	\$2,531.25	\$2,531.25	\$2,531.25	Cleora Management
Project Management Services	District	F&E	3/28/2019	9400	\$7,653.86	\$7,653.86	\$7,653.86	Cleora Management
Security Systems	Administration	F&E	3/29/2019	9400	\$4,890.00	\$4,890.00	\$4,890.00	Gardiner Service Company
Map and Document Sewer	District	F&E	3/29/2019	9400	\$5,950.00	\$5,950.00	\$5,950.00	Lake County Sewer Co.
HS Capital Projects	High School	Land Impr.	3/29/2019	9400	\$3,798.00	\$3,798.00	\$3,798.00	Professional Services
District Wide replacement of automation	District	F&E	3/31/2019	9400	\$8,406.00	\$8,406.00	\$8,406.00	Gardiner Service Company
Fire Alarm System Improvements	High School	F&E	3/31/2019	9400	\$50,185.00	\$50,185.00	\$50,185.00	Dial Electric LTD
Exterior Water Line Replacement	Mercer	F&E	4/7/2019	9400	\$6,943.84	\$6,943.84	\$6,943.84	Tap Construction Ltd.
Survey and utility locating	Boulevard	F&E	4/8/2019	9400	\$9,800.00	\$9,800.00	\$9,800.00	Dempsey Surveying Co.
Survey and utility locating	Lomond	F&E	4/8/2019	9400	\$14,300.00	\$14,300.00	\$14,300.00	Dempsey Surveying Co.
Survey and utility locating	High School	F&E	4/8/2019	9400	\$5,125.00	\$5,125.00	\$5,125.00	Dempsey Surveying Co.
Classroom Furniture	High School	F&E	4/11/2019	9400	\$6,779.50	\$6,779.50	\$6,779.50	Independence Business Supply
Professional Design Services	Boulevard	F&E	4/11/2019	9400	\$5,927.80	\$5,927.80	\$5,927.80	Van Auken Akins Architects LLC
Professional Design Services	Lomond	F&E	4/11/2019	9400	\$11,754.65	\$11,754.65	\$11,754.65	Van Auken Akins Architects LLC
Professional Design Services	High School	F&E	4/11/2019	9400	\$9,049.60	\$9,049.60	\$9,049.60	Van Auken Akins Architects LLC
Professional Design Services	Onaway	F&E	4/11/2019	9400	\$2,988.35	\$2,988.35	\$2,988.35	Van Auken Akins Architects LLC
Professional Design Services	Woodbury	F&E	4/11/2019	9400	\$9,180.00	\$9,180.00	\$9,180.00	Van Auken Akins Architects LLC
Fire Alarm System Improvements	High School	F&E	4/22/2019	9400	\$42,686.00	\$42,686.00	\$42,686.00	Dial Electric LTD
Professional Design Services	High School	F&E	4/22/2019	9400	\$13,343.75	\$13,343.75	\$13,343.75	Legat Architects, Inc
Domestic Waterline Replacement	High School	F&E	4/22/2019	9400	\$25,000.00	\$25,000.00	\$25,000.00	Legat Architects, Inc
Media Center Modernization	High School	F&E	4/22/2019	9400	\$15,680.00	\$15,680.00	\$15,680.00	Legat Architects, Inc
Abatement, Monitoring, Testing and Report.	High School	F&E	4/22/2019	9400	\$7,826.25	\$7,826.25	\$7,826.25	Legat Architects, Inc
Investigate Storm & Sanitary Sewers	Boulevard	F&E	4/23/2019	9400	\$9,500.00	\$9,500.00	\$9,500.00	Lake County Sewer Co.
Investigate Storm & Sanitary Sewers	Mercer	F&E	4/23/2019	9400	\$4,750.00	\$4,750.00	\$4,750.00	Lake County Sewer Co.
Project Management Services	District	F&E	5/13/2019	9400	\$4,228.13	\$4,228.13	\$4,228.13	Cleora Management
Investigate Storm & Sanitary Sewers	Boulevard	F&E	5/13/2019	9400	\$5,950.00	\$5,950.00	\$5,950.00	Lake County Sewer Co.
Project Management Services	District	F&E	5/22/2019	9400	\$6,151.97	\$6,151.97	\$6,151.97	Cleora Management
Soil Boring, Sampling & Analysis	Woodbury	F&E	5/30/2019	9400	\$8,698.00	\$8,698.00	\$8,698.00	Professional Service Industries
Design Servies	Mercer	F&E	5/30/2019	9400	\$7,996.80	\$7,996.80	\$7,996.80	Van Auken Akins Architects LLC
Soil Boring, Sampling & Analysis	Boulevard	F&E	5/31/2019	9400	\$5,994.00	\$5,994.00	\$5,994.00	Professional Service Industries
Survey and Utility Locating	Mercer	F&E	6/12/2019	9400	\$12,000.00	\$12,000.00	\$12,000.00	Dempsey Surveying Co.
Life Safety & IT Room	High School	F&E	6/12/2019	9400	\$40,570.00	\$40,570.00	\$40,570.00	Dial Electric LTD
Professional Design Services	District	F&E	6/30/2019	9400	\$324,943.24	\$324,943.24	\$324,943.24	Van Auken Akins Architects LLC
Project Management Services	District	F&E	7/3/2019	9400	\$1,718.88	\$1,718.88	\$1,718.88	Cleora Management
Permit for work approval	District	Building	7/12/2019	9400	\$875.50	\$875.50	\$875.50	City of Shaker Heights
Professional Design Services	District	F&E	7/31/2019	9400	\$20,150.35	\$20,150.35	\$20,150.35	Van Auken Akins Architects LLC
Fire Alarm System Improvements	High School	F&E	8/1/2019	9400	\$95,823.58	\$95,823.58	\$95,823.58	Dial Electric LTD
Boiler Installation	High School	F&E	8/22/2019	9400	\$152,396.16	\$152,396.16	\$152,396.16	ABC Piping, CO.
Professional Design Services	District	F&E	8/23/2019	9400	\$43,775.34	\$43,775.34	\$43,775.34	Van Auken Akins Architects LLC
District Wide replacement of automation	District	F&E	8/30/2019	9400	\$21,524.00	\$21,524.00	\$21,524.00	Gardiner Service Company
Boiler Installation	High School	F&E	8/30/2019	9400	\$20,240.00	\$20,240.00	\$20,240.00	ABC Piping, CO.
Fire Alarm System Improvements	High School	F&E	8/30/2019	9400	\$43,560.00	\$43,560.00	\$43,560.00	Dial Electric LTD
Professional Design Services	Mercer	F&E	8/30/2019	9400	\$807.18	\$807.18	\$807.18	Van Auken Akins Architects LLC

FY2018 BOND ISSUE

PROJECT	BUILDING	Land Impr., Building, Vehicles, F&E	CHECK DATE	SPECIAL COST CENTER	ESTIMATED COST	ACTUAL COST MTD	ACTUAL COST TO DATE	CONTRACTOR/ VENDOR
Project Management Services	District	F&E	8/30/2019	9400	\$20,682.75	\$20,682.75	\$20,682.75	Cleora Management
Professional Design Services	District	F&E	8/31/2019	9400	\$17,011.26	\$17,011.26	\$17,011.26	Van Auken Akins Architects LLC
Materials testing & inspection services	High School	Building	9/19/2019	9400	\$872.50	\$872.50	\$872.50	Professional Service Industries
Fire Alarm System Improvements	High School	F&E	9/26/2019	9400	\$46,278.60	\$46,278.60	\$46,278.60	Dial Electric LTD
Professional Design Services	Onaway	F&E	9/27/2019	9400	\$11,344.65	\$11,344.65	\$11,344.65	Van Auken Akins Architects LLC
Testing & Inspections	Boulevard	Building	9/30/2019	9400	\$3,142.00	\$3,142.00	\$3,142.00	Professional Service Industries
Professional Design Services	District	F&E	9/30/2019	9400	\$41,737.13	\$41,737.13	\$41,737.13	Van Auken Akins Architects LLC
Fire Alarm System Improvements	High School	F&E	9/30/2019	9400	\$41,340.00	\$41,340.00	\$41,340.00	Dial Electric LTD
Construction projects	District	Building	9/30/2019	9400	\$1,882,943.76	\$1,882,943.76	\$1,882,943.76	Gilbane Building Company
Testing and Inspections	Onaway	Building	10/3/2019	9400	\$9,597.00	\$9,597.00	\$9,597.00	Professional Service Industries
Project Management Services	District	Building	10/3/2019	9400	\$12,776.50	\$12,776.50	\$12,776.50	Cleora Management
Construction projects	District	Building	10/21/2019	9400	\$1,363,036.44	\$1,363,036.44	\$1,363,036.44	Gilbane Building Company
Project Management Services	District	Building	10/22/2019	9400	\$4,571.88	\$4,571.88	\$4,571.88	Cleora Management
Testing and Inspections	Boulevard	Building	10/31/2019	9400	\$1,397.00	\$1,397.00	\$1,397.00	Professional Service Industries
Professional Design Services	District	Building	10/31/2019	9400	\$8,960.40	\$8,960.40	\$8,960.40	Van Auken Akins Architects LLC
Construction projects	District	Building	10/31/2019	9400	\$165,997.45	\$165,997.45	\$165,997.45	Gilbane Building Company
Construction projects	District	Building	11/26/2019	9400	\$17,660.67	\$17,660.67	\$17,660.67	Gilbane Building Company
Testing and Inspections	District	Building	11/30/2019	9400	\$6,977.50	\$6,977.50	\$6,977.50	Professional Service Industries
Professional Design Services	District	Building	11/30/2019	9400	\$1,756.25	\$1,756.25	\$1,756.25	Van Auken Akins Architects LLC
Construction projects	District	Building	12/17/2019	9400	\$7,256.41	\$7,256.41	\$7,256.41	Gilbane Building Company
Fire Alarm System Improvements	High School	F&E	12/27/2019	9400	\$23,305.52	\$23,305.52	\$23,305.52	Dial Electric LTD
Professional Design Services	District	Building	1/31/2020	9400	\$11,205.00	\$11,205.00	\$11,205.00	Van Auken Akins Architects LLC
Boiler Installation	High School	F&E	1/31/2020	9400	\$2,950.00	\$2,950.00	\$2,950.00	Gardiner Service Company
Boiler Installation	District	F&E	1/31/2020	9400	\$74,228.10	\$74,228.10	\$74,228.10	Gardiner Service Company
Testing and Inspections	Fernway	Building	1/31/2020	9400	\$91.00	\$91.00	\$91.00	Professional Service Industries
Testing and Inspections	Fernway	Building	1/31/2020	9400	\$3,709.00	\$3,709.00	\$3,709.00	Professional Service Industries
Project Management Services	District	Building	1/21/2020	9400	\$767.25	\$767.25	\$767.25	Cleora Management
Construction projects	District	Building	1/21/2020	9400	\$212,567.56	\$212,567.56	\$212,567.56	Gilbane Building Company
Project Management Services	District	Building	2/28/2020	9400	\$286.00	\$286.00	\$286.00	Cleora Management
Surveying Services	Woodbury	Building	2/28/2020	9400	\$10,500.00	\$10,500.00	\$10,500.00	Dempsey Surveying Co.
Professional Design Services	District	Building	2/28/2020	9400	\$13,685.56	\$13,685.56	\$13,685.56	Van Auken Akins Architects LLC
Construction projects	District	Building	2/28/2020	9400	\$131,510.45	\$131,510.45	\$131,510.45	Gilbane Building Company
Permit for work approval	District	Building	3/31/2020	9400	\$45,624.05	\$45,624.05	\$45,624.05	City of Shaker Heights
Underground Utility Lines	Woodbury	Building	3/13/2020	9400	\$7,800.00	\$7,800.00	\$7,800.00	Ground Penetrating Radar Systems
Professional Design Services	Lomond	Building	3/31/2020	9400	\$8,839.90	\$8,839.90	\$8,839.90	Van Auken Akins Architects LLC
Boiler Installation	High School	F&E	3/16/2020	9400	\$152,233.00	\$152,233.00	\$152,233.00	ABC Piping, CO.
Testing and Inspections	Lomond	Building	4/15/2020	9400	\$417.00	\$417.00	\$417.00	Professional Service Industries
Professional Design Services	District	Building	4/30/2020	9400	\$8,180.50	\$8,180.50	\$8,180.50	Van Auken Akins Architects LLC
Construction projects	District	Building	4/30/2020	9400	\$117,543.69	\$117,543.69	\$117,543.69	Gilbane Building Company
Testing and Inspections	District	Building	5/20/2020	9400	\$8,838.27	\$8,838.27	\$8,838.27	Professional Service Industries
Professional Design Services	District	Building	5/29/2020	9400	\$49,222.75	\$49,222.75	\$49,222.75	Van Auken Akins Architects LLC
Construction projects	District	Building	5/31/2020	9400	\$976,682.13	\$976,682.13	\$976,682.13	Gilbane Building Company
Testing and Inspections	District	Building	6/19/2020	9400	\$1,696.34	\$1,696.34	\$1,696.34	Professional Service Industries
Professional Design Services	District	Building	6/30/2020	9400	\$37,073.75	\$37,073.75	\$37,073.75	Van Auken Akins Architects LLC
Construction projects	District	Building	6/30/2020	9400	\$1,086,910.23	\$1,086,910.23	\$1,086,910.23	Gilbane Building Company
Testing and Inspections	District	Building	6/30/2020	9400	\$2,081.13	\$2,081.13	\$2,081.13	Professional Service Industries
Professional Design Services	District	Building	6/30/2020	9400	\$5,931.25	\$5,931.25	\$5,931.25	Van Auken Akins Architects LLC

FY2018 BOND ISSUE

PROJECT	BUILDING	Land Impr., Building, Vehicles, F&E	CHECK DATE	SPECIAL COST CENTER	ESTIMATED COST	ACTUAL COST MTD	ACTUAL COST TO DATE	CONTRACTOR/ VENDOR
HS Gym and Choir Room	High School	Building	7/31/2020	9400	\$61,207.30	\$61,207.30	\$61,207.30	Gardiner Service Company
Construction projects	District	Building	7/31/2020	9400	\$962,405.67	\$962,405.67	\$962,405.67	Gilbane Building Company
Professional Design Services	High School	Building	7/31/2020	9400	\$19,970.40	\$19,970.40	\$19,970.40	Glen D. Ramage Architect Inc.
Testing and Inspections	District	Building	7/31/2020	9400	\$14,562.00	\$14,562.00	\$14,562.00	Professional Service Industries
Machining, Manufacturing Classroom Design	High School	F&E	7/31/2020	9400	\$81,002.80	\$81,002.80	\$81,002.80	Sterling Professional Group
Professional Design Services	District	Building	7/31/2020	9400	\$34,350.00	\$34,350.00	\$34,350.00	Van Auken Akins Architects LLC
Testing and Inspections-Refund	District	Building	7/31/2020	9400	(\$6,337.50)	(\$6,337.50)	(\$6,337.50)	Professional Service Industries
Asbestos Abatement	High School	Building	8/31/2020	9400	\$50,454.16	\$50,454.16	\$50,454.16	Dial Electric LTD
Professional Design Services	District	Building	8/31/2020	9400	\$57,823.78	\$57,823.78	\$57,823.78	Van Auken Akins Architects LLC
Construction projects	District	Building	8/31/2020	9400	\$1,409,614.15	\$1,409,614.15	\$1,409,614.15	Gilbane Building Company
HS Gym and Choir Room	High School	Building	8/31/2020	9400	\$139,378.92	\$139,378.92	\$139,378.92	Gardiner Service Company
MS Paving	Middle School	F&E	8/31/2020	9400	\$32,158.00	\$32,158.00	\$32,158.00	Infinity Paving Company
Remove and Re-Install Electrical Feeder	Boulevard	F&E	9/30/2020	9400	\$30,444.58	\$30,444.58	\$30,444.58	Illuminating Company
Professional Design Services	Mercer	Building	9/30/2020	9400	\$32,643.75	\$32,643.75	\$32,643.75	Van Auken Akins Architects LLC
Construction projects	District	Building	9/30/2020	9400	\$1,288,329.88	\$1,288,329.88	\$1,288,329.88	Gilbane Building Company
Core Sampling	District	Building	9/30/2020	9400	\$14,890.00	\$14,890.00	\$14,890.00	Professional Service Industries
Temp Control System	Middle School	Building	10/28/2020	9400	\$6,500.00	\$6,500.00	\$6,500.00	Gardiner Service Company
HVAC Consulting Fees	District	Building	10/28/2020	9400	\$1,572.50	\$1,572.50	\$1,572.50	Fox Consulting
Gym & Choir Room HVAC Upgrades	High School	Building	10/29/2020	9400	\$111,316.27	\$111,316.27	\$111,316.27	Gardiner Service Company
Soil Sampling-LO&WO	District	Building	10/29/2020	9400	\$818.00	\$818.00	\$818.00	Professional Service Industries
Professional Design Services-LO, ME, MS	District	Building	10/30/2020	9400	\$8,630.00	\$8,630.00	\$8,630.00	Glen D. Ramage Architect Inc.
Machining Room Equipment delivery	High School	F&E	10/30/2020	9400	\$4,600.00	\$4,600.00	\$4,600.00	Shippers Highway Express Inc.
Professional Design Services	District	Building	11/30/2020	9400	\$10,632.50	\$10,632.50	\$10,632.50	Van Auken Akins Architects LLC
Construction projects	District	Building	11/30/2020	9400	\$600,548.04	\$600,548.04	\$600,548.04	Gilbane Building Company
Temp Control System	High School	Building	11/30/2020	9400	\$5,900.00	\$5,900.00	\$5,900.00	Gardiner Service Company
Machining Room	High School	F&E	11/30/2020	9400	\$84,501.00	\$84,501.00	\$84,501.00	Sterling Professional Group
Paving improvements	Lomond	Land Impr.	12/10/2020	9400	\$43,425.00	\$43,425.00	\$43,425.00	Cunningham Paving Company
Paving improvements	Mercer	Land Impr.	12/10/2020	9400	\$33,237.00	\$33,237.00	\$33,237.00	Cunningham Paving Company
HVAC Consulting Fees	District	Building	12/10/2020	9400	\$1,575.00	\$1,575.00	\$1,575.00	Fox Consulting
HS Gym & Choir Room	High School	F&E	12/31/2020	9400	\$93,104.51	\$93,104.51	\$93,104.51	Gardiner Service Company
HS North Gym Lighting	High School	F&E	12/23/2020	9400	\$10,500.00	\$10,500.00	\$10,500.00	Hidden Valley Electric Inc
Professional Design Services	District	Building	12/31/2020	9400	\$9,352.46	\$9,352.46	\$9,352.46	Van Auken Akins Architects LLC
Steam Trap Replacement	Lomond	F&E	1/22/2021	9400	\$17,990.00	\$17,990.00	\$17,990.00	Comfort Systems
South Gym Lighting Repairs	High School	F&E	1/29/2021	9400	\$34,660.00	\$34,660.00	\$34,660.00	Hidden Valley Electric Inc
Construction projects	District	Building	1/31/2021	9400	\$406,282.04	\$406,282.04	\$406,282.04	Gilbane Building Company
Project Management Services	Boulevard	Building	2/23/2021	9400	\$195.20	\$195.20	\$195.20	Cleora Management
Project Management Services	Woodbury	Building	2/23/2021	9400	\$229.57	\$229.57	\$229.57	Cleora Management
Project Management Services	Lomond	Building	2/23/2021	9400	\$68.73	\$68.73	\$68.73	Cleora Management
Construction Projects	District	Building	2/23/2021	9400	\$467,756.50	\$467,756.50	\$467,756.50	Gilbane Building Company
Professional Design Services	High School	Building	2/28/2021	9400	\$75.00	\$75.00	\$75.00	Van Auken Akins Architects LLC
Professional Design Services	Woodbury	Building	2/28/2021	9400	\$187.50	\$187.50	\$187.50	Van Auken Akins Architects LLC
Correct Pay Apps	District	Building	2/28/2021	9400	(\$539,943.34)	(\$539,943.34)	(\$539,943.34)	Gilbane Building Company
Aug 2020 Correction	District	Building	2/28/2021	9400	(\$17,176.28)	(\$17,176.28)	(\$17,176.28)	Van Auken Akins Architects LLC
Metals Lab Mechanical Design Fees	District	Building	3/12/2021	9400	\$9,262.50	\$9,262.50	\$9,262.50	Fox Consulting
Woodbury Piping	Woodbury	F&E	3/31/2021	9400	\$116,697.77	\$116,697.77	\$116,697.77	ABC Piping, CO.
RedTree Fees								

FY2018 BOND ISSUE

PROJECT	BUILDING	Land Impr., Building, Vehicles, F&E	CHECK DATE	SPECIAL COST CENTER	ESTIMATED COST	ACTUAL COST MTD	ACTUAL COST TO DATE	CONTRACTOR/ VENDOR
RedTree Investment Fees	District		5/31/2018	9400	\$703.00	\$703.00	\$703.00	RedTree Investment
RedTree Investment Fees	District		6/30/2018	9400	\$1,056.33	\$1,056.33	\$1,056.33	RedTree Investment
RedTree Investment Fees	District		7/31/2018	9400	\$1,015.76	\$1,015.76	\$1,015.76	RedTree Investment
RedTree Investment Fees	District		8/31/2018	9400	\$1,027.95	\$1,027.95	\$1,027.95	RedTree Investment
RedTree Investment Fees	District		9/30/2018	9400	\$1,036.74	\$1,036.74	\$1,036.74	RedTree Investment
RedTree Investment Fees	District		10/31/2018	9400	\$1,038.09	\$1,038.09	\$1,038.09	RedTree Investment
RedTree Investment Fees	District		11/30/2018	9400	\$764.52	\$764.52	\$764.52	RedTree Investment
RedTree Investment Fees	District		12/31/2018	9400	\$763.97	\$763.97	\$763.97	RedTree Investment
RedTree Investment Fees	District		1/31/2019	9400	\$759.72	\$759.72	\$759.72	RedTree Investment
RedTree Investment Fees	District		2/28/2019	9400	\$771.55	\$771.55	\$771.55	RedTree Investment
RedTree Investment Fees	District		3/31/2019	9400	\$761.97	\$761.97	\$761.97	RedTree Investment
RedTree Investment Fees	District		4/30/2019	9400	\$763.32	\$763.32	\$763.32	RedTree Investment
RedTree Investment Fees	District		5/31/2019	9400	\$764.63	\$764.63	\$764.63	RedTree Investment
RedTree Investment Fees	District		6/30/2019	9400	\$691.69	\$691.69	\$691.69	RedTree Investment
RedTree Investment Fees	District		7/31/2019	9400	\$689.79	\$689.79	\$689.79	RedTree Investment
RedTree Investment Fees	District		8/31/2019	9400	\$689.43	\$689.43	\$689.43	RedTree Investment
RedTree Investment Fees	District		9/30/2019	9400	\$689.98	\$689.98	\$689.98	RedTree Investment
RedTree Investment Fees	District		10/31/2019	9400	\$690.91	\$690.91	\$690.91	RedTree Investment
RedTree Investment Fees	District		11/30/2019	9400	\$691.92	\$691.92	\$691.92	RedTree Investment
RedTree Investment Fees	District		12/31/2019	9400	\$692.69	\$692.69	\$692.69	RedTree Investment
RedTree Investment Fees	District		1/31/2020	9400	\$469.12	\$469.12	\$469.12	RedTree Investment
RedTree Investment Fees	District		2/28/2020	9400	\$469.77	\$469.77	\$469.77	RedTree Investment
RedTree Investment Fees	District		3/31/2020	9400	\$466.08	\$466.08	\$466.08	RedTree Investment
RedTree Investment Fees	District		4/30/2020	9400	\$427.56	\$427.56	\$427.56	RedTree Investment
RedTree Investment Fees	District		5/31/2020	9400	\$428.33	\$428.33	\$428.33	RedTree Investment
RedTree Investment Fees	District		6/30/2020	9400	\$364.54	\$364.54	\$364.54	RedTree Investment
RedTree Investment Fees	District		7/31/2020	9400	\$309.01	\$309.01	\$309.01	RedTree Investment
RedTree Investment Fees	District		8/31/2020	9400	\$255.40	\$255.40	\$255.40	RedTree Investment
RedTree Investment Fees	District		9/30/2020	9400	\$257.59	\$257.59	\$257.59	RedTree Investment
RedTree Investment Fees	District		10/31/2020	9400	\$94.42	\$94.42	\$94.42	RedTree Investment
RedTree Investment Fees	District		11/30/2020	9400	\$93.03	\$93.03	\$93.03	RedTree Investment
RedTree Investment Fees	District		12/31/2020	9400	\$52.26	\$52.26	\$52.26	RedTree Investment
RedTree Investment Fees	District		1/31/2021	9400	\$28.31	\$28.31	\$28.31	RedTree Investment
RedTree Investment Fees	District		2/28/2021	9400	\$29.01	\$29.01	\$29.01	RedTree Investment
RedTree Investment Fees	District		3/31/2021	9400	\$28.39	\$28.39	\$28.39	RedTree Investment
<u>FY18 BANs \$9.9MM - SCC 9401</u>								
Woodbury Piping	Woodbury	F&E	3/31/2021	9401	\$40,202.23	\$40,202.23	\$40,202.23	ABC Piping, CO.
Bond Projects	District	Building	4/30/2021	9401	\$2,812.50	\$2,812.50	\$2,812.50	Van Auken Akins Architects LLC
Main Entrance Replacement	Middle School	Building	5/21/2021	9401	\$20,500.00	\$20,500.00	\$20,500.00	Capital Aluminum & Glass Corp
Capital Projects	District	Building	5/21/2021	9401	\$15,228.95	\$15,228.95	\$15,228.95	Gilbane Building Company
Capital Projects	Boulevard	Building	5/31/2021	9401	\$25,100.00	\$25,100.00	\$25,100.00	Capital Aluminum & Glass Corp
Capital Projects	District	Building	6/30/2021	9401	\$35,860.40	\$35,860.40	\$35,860.40	Gilbane Building Company
Architectual Services	District	Building	6/17/2021	9401	\$7,340.00	\$7,340.00	\$7,340.00	Glen D. Ramage Architect Inc.
Master Planning Project	District	Building	6/30/2021	9401	\$5,000.00	\$5,000.00	\$5,000.00	Project Management Consultants
Bond Projects	District	Building	6/30/2021	9401	\$375.00	\$375.00	\$375.00	Van Auken Akins Architects LLC
Steam Traps Project	Middle School	Building	6/30/2021	9401	\$839.39	\$839.39	\$839.39	Woodhill Supply

FY2018 BOND ISSUE

PROJECT	BUILDING	Land Impr., Building, Vehicles, F&E	CHECK DATE	SPECIAL COST CENTER	ESTIMATED COST	ACTUAL COST MTD	ACTUAL COST TO DATE	CONTRACTOR/ VENDOR
Bond Projects-correction	District	Building	6/30/2021	9401	(\$5,270.31)	(\$5,270.31)	(\$5,270.31)	Van Auken Akins Architects LLC
Steam Traps Project	Middle School	Building	6/30/2021	9401	\$22,282.58	\$22,282.58	\$22,282.58	Woodhill Supply
Bond Projects Adj	District	Building	6/30/2021	9401	\$447,358.74	\$447,358.74	\$447,358.74	Gilbane Building Company
Bond Projects Adj	District	Building	6/30/2021	9401	\$48,385.64	\$48,385.64	\$48,385.64	Gilbane Building Company
Master Planning Project	District	Building	7/30/2021	9401	\$5,000.00	\$5,000.00	\$5,000.00	Project Management Consultants
Master Planning Project	District	Building	7/31/2021	9401	\$5,000.00	\$5,000.00	\$5,000.00	Project Management Consultants
Master Planning Project	District	Building	8/25/2021	9401	\$5,000.00	\$5,000.00	\$5,000.00	Project Management Consultants
Bond Projects	District	Building	8/31/2021	9401	\$1,818.75	\$1,818.75	\$1,818.75	Van Auken Akins Architects LLC
Master Planning Project	District	Building	9/20/2021	9401	\$5,000.00	\$5,000.00	\$5,000.00	Project Management Consultants
Paving Projects	District	Building	10/18/2021	9401	\$108,600.30	\$108,600.30	\$108,600.30	North Coast Paving Company
Legal Services-Master Planning	District	Building	10/21/2021	9401	\$4,752.00	\$4,752.00	\$4,752.00	Thompson Hine LLP
Bond Projects	District	Building	10/26/2021	9401	\$1,500.00	\$1,500.00	\$1,500.00	Van Auken Akins Architects LLC
Bond Projects	District	Building	11/22/2021	9401	\$518.76	\$518.76	\$518.76	Van Auken Akins Architects LLC
Master Planning Project	District	Building	12/22/2021	9401	\$5,000.00	\$5,000.00	\$5,000.00	Project Management Consultants
Master Planning Project-Reimbursement	District	Building	12/31/2021	9401	(\$5,000.00)	(\$5,000.00)	(\$5,000.00)	SH Public Library
Master Planning Project	District	Building	1/13/2022	9401	\$5,000.00	\$5,000.00	\$5,000.00	Project Management Consultants
Bond Projects	Middle School	Building	1/13/2022	9401	\$475.00	\$475.00	\$475.00	Van Auken Akins Architects LLC
Master Planning Project	District	Building	2/11/2022	9401	\$5,000.00	\$5,000.00	\$5,000.00	Project Management Consultants
Paving Projects	District	Building	2/10/2022	9401	\$106,552.80	\$106,552.80	\$106,552.80	North Coast Paving Company
Master Planning Project	District	Building	4/14/2022	9401	\$5,000.00	\$5,000.00	\$5,000.00	Project Management Consultants
Reclass Fd001 exp to Fd004	Mercer	Building	5/31/2022	9401	\$61,585.00	\$61,585.00	\$61,585.00	Journal Entry
Reclass Fd001 exp to Fd004	Onaway	Building	5/31/2022	9401	\$41,515.00	\$41,515.00	\$41,515.00	Journal Entry
Reclass Fd001 exp to Fd004	Middle School	Building	5/31/2022	9401	\$378,536.22	\$378,536.22	\$378,536.22	Journal Entry
Reclass Fd001 exp to Fd004	Woodbury	Building	5/31/2022	9401	\$65,461.00	\$65,461.00	\$65,461.00	Journal Entry
Reclass Fd001 exp to Fd004	Mercer	Building	5/31/2022	9401	\$58,479.00	\$58,479.00	\$58,479.00	Journal Entry
Reclass Fd001 exp to Fd004	District	Building	5/31/2022	9401	\$17,994.50	\$17,994.50	\$17,994.50	Journal Entry
Reclass Fd001 exp to Fd004	District	Building	5/31/2022	9401	\$10,775.00	\$10,775.00	\$10,775.00	Journal Entry
Bus Garage & DLMO Roof	District	Building	6/23/2022	9401	\$468,563.51	\$468,563.51	\$468,563.51	Garland/DBS Inc.
Paving Projects	District	Building	6/30/2022	9401	\$23,905.90	\$23,905.90	\$23,905.90	North Coast Paving Company
Master Planning Project	District	Building	6/30/2022	9401	\$15,000.00	\$15,000.00	\$15,000.00	Project Management Consultants
Master Planning Project	District	Building	6/30/2022	9401	\$24,591.25	\$24,591.25	\$24,591.25	Van Auken Akins Architects LLC
Bond Projects	Boulevard	Building	6/30/2022	9401	\$4,597.39	\$4,597.39	\$4,597.39	Journal Entry
Bond Projects	Fernway	Building	6/30/2022	9401	\$9,145.00	\$9,145.00	\$9,145.00	Journal Entry
Bond Projects	Lomond	Building	6/30/2022	9401	\$11,193.00	\$11,193.00	\$11,193.00	Journal Entry
Bond Projects	Mercer	Building	6/30/2022	9401	\$6,450.00	\$6,450.00	\$6,450.00	Journal Entry
Bond Projects	Onaway	Building	6/30/2022	9401	\$36,222.29	\$36,222.29	\$36,222.29	Journal Entry
Bond Projects	Woodbury	Building	6/30/2022	9401	\$192,150.69	\$192,150.69	\$192,150.69	Journal Entry
Bond Projects	Middle School	Building	6/30/2022	9401	\$48,140.98	\$48,140.98	\$48,140.98	Journal Entry
Bond Projects	High School	Building	6/30/2022	9401	\$128,140.00	\$128,140.00	\$128,140.00	Journal Entry
Bond Projects	Transportation	Building	6/30/2022	9401	\$12,104.00	\$12,104.00	\$12,104.00	Journal Entry
Bond Projects	Service Center	Building	6/30/2022	9401	\$10,343.00	\$10,343.00	\$10,343.00	Journal Entry
Bond Projects	Bldgs & Grnds	Building	6/30/2022	9401	\$311,249.48	\$311,249.48	\$311,249.48	Journal Entry
Bond Projects	Admin	Building	6/30/2022	9401	\$2,250.00	\$2,250.00	\$2,250.00	Journal Entry
Bond Projects	Security	Building	6/30/2022	9401	\$112,882.77	\$112,882.77	\$112,882.77	Journal Entry
Bond Projects	Woodbury	Building	6/30/2022	9401	(\$41,559.57)	(\$41,559.57)	(\$41,559.57)	Journal Entry
Bond Projects	Admin	Building	6/30/2022	9401	(\$267.50)	(\$267.50)	(\$267.50)	Journal Entry
Master Planning Project	District	Building	6/30/2022	9401	(\$27,500.00)	(\$27,500.00)	(\$27,500.00)	Forward Together Billing

FY2018 BOND ISSUE

PROJECT	BUILDING	Land Impr., Building, Vehicles, F&E	CHECK DATE	SPECIAL COST CENTER	ESTIMATED COST	ACTUAL COST MTD	ACTUAL COST TO DATE	CONTRACTOR/ VENDOR
Paving Projects	District	Building	6/30/2022	9401	(\$87,268.75)	(\$87,268.75)	(\$87,268.75)	North Coast Paving Company
Bond Projects	Admin	Building	7/31/2022	9401	\$114,768.75	\$114,768.75	\$114,768.75	Journal Entry
Declaration of Intent								
MS Roof Replacement	Middle School	Building	12/29/2017	9401	\$1,588,550.55	\$1,588,550.55	\$1,588,550.55	Garland/DBS, Inc.
MS Cafeteria Ceiling Replacement	Middle School	Building	12/29/2017	9401	\$107,500.00	\$107,500.00	\$107,500.00	Engelke, Inc.
Architectural Services	District	Building	12/29/2017	9401	\$47,000.00	\$47,000.00	\$47,000.00	Legat KingScott, Inc.
RedTree Fees								
RedTree Investment Fees	District		1/31/2018	9401	\$62.47	\$62.47	\$62.47	RedTree Investment
RedTree Investment Fees	District		2/28/2018	9401	\$491.09	\$491.09	\$491.09	RedTree Investment
RedTree Investment Fees	District		3/31/2018	9401	\$465.93	\$465.93	\$465.93	RedTree Investment
RedTree Investment Fees	District		4/30/2018	9401	\$453.38	\$453.38	\$453.38	RedTree Investment
RedTree Investment Fees	District		5/31/2018	9401	\$429.61	\$429.61	\$429.61	RedTree Investment
RedTree Investment Fees	District		6/30/2018	9401	\$430.38	\$430.38	\$430.38	RedTree Investment
RedTree Investment Fees	District		7/31/2018	9401	\$430.79	\$430.79	\$430.79	RedTree Investment
RedTree Investment Fees	District		8/31/2018	9401	\$435.64	\$435.64	\$435.64	RedTree Investment
RedTree Investment Fees	District		9/30/2018	9401	\$439.49	\$439.49	\$439.49	RedTree Investment
RedTree Investment Fees	District		10/31/2018	9401	\$440.07	\$440.07	\$440.07	RedTree Investment
RedTree Investment Fees	District		11/30/2018	9401	\$440.55	\$440.55	\$440.55	RedTree Investment
RedTree Investment Fees	District		12/31/2018	9401	\$440.26	\$440.26	\$440.26	RedTree Investment
RedTree Investment Fees	District		1/31/2019	9401	\$446.85	\$446.85	\$446.85	RedTree Investment
RedTree Investment Fees	District		2/28/2019	9401	\$453.86	\$453.86	\$453.86	RedTree Investment
RedTree Investment Fees	District		3/31/2019	9401	\$448.27	\$448.27	\$448.27	RedTree Investment
RedTree Investment Fees	District		4/30/2019	9401	\$448.93	\$448.93	\$448.93	RedTree Investment
RedTree Investment Fees	District		5/31/2019	9401	\$449.58	\$449.58	\$449.58	RedTree Investment
RedTree Investment Fees	District		6/30/2019	9401	\$450.50	\$450.50	\$450.50	RedTree Investment
RedTree Investment Fees	District		7/31/2019	9401	\$451.36	\$451.36	\$451.36	RedTree Investment
RedTree Investment Fees	District		8/31/2019	9401	\$451.12	\$451.12	\$451.12	RedTree Investment
RedTree Investment Fees	District		9/30/2019	9401	\$451.47	\$451.47	\$451.47	RedTree Investment
RedTree Investment Fees	District		10/31/2019	9401	\$452.07	\$452.07	\$452.07	RedTree Investment
RedTree Investment Fees	District		11/30/2019	9401	\$452.75	\$452.75	\$452.75	RedTree Investment
RedTree Investment Fees	District		12/31/2019	9401	\$453.33	\$453.33	\$453.33	RedTree Investment
RedTree Investment Fees	District		1/31/2020	9401	\$462.51	\$462.51	\$462.51	RedTree Investment
RedTree Investment Fees	District		2/29/2020	9401	\$463.13	\$463.13	\$463.13	RedTree Investment
RedTree Investment Fees	District		3/31/2020	9401	\$459.39	\$459.39	\$459.39	RedTree Investment
RedTree Investment Fees	District		4/30/2020	9401	\$455.86	\$455.86	\$455.86	RedTree Investment
RedTree Investment Fees	District		5/31/2020	9401	\$456.36	\$456.36	\$456.36	RedTree Investment
RedTree Investment Fees	District		6/30/2020	9401	\$456.53	\$456.53	\$456.53	RedTree Investment
RedTree Investment Fees	District		7/31/2020	9401	\$463.12	\$463.12	\$463.12	RedTree Investment
RedTree Investment Fees	District		8/31/2020	9401	\$468.71	\$468.71	\$468.71	RedTree Investment
RedTree Investment Fees	District		9/30/2020	9401	\$472.75	\$472.75	\$472.75	RedTree Investment
RedTree Investment Fees	District		10/31/2020	9401	\$160.08	\$160.08	\$160.08	RedTree Investment
RedTree Investment Fees	District		11/30/2020	9401	\$157.72	\$157.72	\$157.72	RedTree Investment
RedTree Investment Fees	District		12/31/2020	9401	\$157.71	\$157.71	\$157.71	RedTree Investment
RedTree Investment Fees	District		1/31/2021	9401	\$161.20	\$161.20	\$161.20	RedTree Investment

FY2018 BOND ISSUE

PROJECT	BUILDING	Land Impr., Building, Vehicles, F&E	CHECK DATE	SPECIAL COST CENTER	ESTIMATED COST	ACTUAL COST MTD	ACTUAL COST TO DATE	CONTRACTOR/ VENDOR
RedTree Investment Fees	District		2/28/2021	9401	\$165.21	\$165.21	\$165.21	RedTree Investment
RedTree Investment Fees	District		3/31/2021	9401	\$161.68	\$161.68	\$161.68	RedTree Investment
RedTree Investment Fees	District		4/30/2021	9401	\$158.67	\$158.67	\$158.67	RedTree Investment
RedTree Investment Fees	District		5/31/2021	9401	\$24.36	\$24.36	\$24.36	RedTree Investment
RedTree Investment Fees	District		6/30/2021	9401	\$24.37	\$24.37	\$24.37	RedTree Investment
RedTree Investment Fees	District		7/31/2021	9401	\$23.21	\$23.21	\$23.21	RedTree Investment
RedTree Investment Fees	District		8/31/2021	9401	\$23.21	\$23.21	\$23.21	RedTree Investment
RedTree Investment Fees	District		9/30/2021	9401	\$23.22	\$23.22	\$23.22	RedTree Investment
RedTree Investment Fees	District		10/31/2021	9401	\$23.22	\$23.22	\$23.22	RedTree Investment
RedTree Investment Fees	District		11/30/2021	9401	\$23.22	\$23.22	\$23.22	RedTree Investment
RedTree Investment Fees	District		12/31/2021	9401	\$23.22	\$23.22	\$23.22	RedTree Investment
Total FY2018 BONDS							\$25,525,595.39	

SCC: 9400-9401 FY2018 Bonds

**SHAKER HEIGHTS CITY SCHOOL DISTRICT
FUND 004
CAPITAL PROJECT EXPENDITURES**

July 31, 2023

FUNDING SOURCE				
BOND		NON-BOND SOURCES		FUND 004 GRAND TOTALS
2018 BOND ISSUE		Other	SSF Projects	
SCC 9400-9401		SCC 9121, 9150, 9169-9171, 9178, 9181, 9314, 9316, 9620	SCC's 9164-9168, 9182, 9315	
Allocation	\$25,525,595.39	\$31,907,525.30	\$2,482,169.96	\$59,915,290.65
Spent to Date	25,525,595.39	31,516,739.42	2,475,740.82	\$59,518,075.63
Allocation Available	0.00	390,785.88	6,429.14	\$397,215.02
less Outstanding Encumbrances	300.00	358,941.00	0.00	\$359,241.00
Fund Balance Available	(\$300.00)	\$31,844.88	\$6,429.14	\$37,974.02

Cash Reconciliation:

Beginning of Month Cash	\$397,215.02
Receipts	0.00
(Disbursements)	0.00
End of Month Cash	\$397,215.02
	(\$0.00)

	A	B	C	D	E	F	G	H	I	J	K	L	M	N	O	P
1	SHAKER HEIGHTS CITY SCHOOL DISTRICT															
2	FUND 004															
3	SOURCE OF FUNDING															
4																
5	July 31, 2023															
6																
7																
8																
9	Source of Funding:	2004 Bond Issue	FY2013 & prior	FY2014	FY2015	FY2016	FY2017	FY2018	FY2019	FY2020	FY2021	FY2022	FY2023	FY2024	Total	
10	Bond Issuances															
11	Bond Anticipation Notes - Dec '04	\$0.00													\$0.00	
12	Bonds-Series 2005 - April '05	0.00													\$0.00	
13	Bond Anticipation Notes - Dec '06	0.00													\$0.00	
14	Bonds-Series 2007 - April '07	0.00													\$0.00	
15	Bond Anticipation Notes - June '08	0.00													\$0.00	
16	Bonds-Series 2008 - November '08	0.00													\$0.00	
17	BANs-Jul '12-Track and Turf Field - Unvoted Debt														\$0.00	
18	BANs-Jul '12-HB 264 - Energy Conservation														\$0.00	
19	Bond-Series 2012 - October '12-Buses														\$0.00	
20	FY2018 Bond Issuance - Dec '17, Apr '18							30,000,000.00	0.00	-5,700,000.00	2,549.15	1,477.88			\$24,304,027.03	
21	Interest Income-FY2018 Bond Issuance							41,569.44	595,435.74	491,040.78	87,196.69	6,325.71	0.00	0.00	\$1,221,568.36	
22	Fernway Fire Allocation Adj-June 2020									5,700,000.00	-2,549.15	-1,477.88			\$5,695,972.97	
23	Fernway Fire Insurance Proceeds								11,140,590.26	1,644,250.00	1,579,293.08	0.00	0.00	0.00	\$14,364,133.34	
24	Non-Bond SCC Fund Bal.12/31/04		\$1,072,133.22												\$1,072,133.22	
25	Reimb.of Declaration of Intent		796,692.21												\$796,692.21	
26	Facility Fees		600,000.00												\$600,000.00	
27	Interest Income		1,207,821.70	326.54	1,438.01	6,196.16	4,713.45	7,769.14	0.00	0.00	0.00	0.00	0.00	0.00	\$1,228,265.00	
28	Bus Sales				1,500.00	0.00	0.00	0.00	0.00	0.00	0.00	0.00	0.00	0.00	\$1,500.00	
29	Bus Note Issuances		3,348,318.70												\$3,348,318.70	
30	Pymt in Lieu of Taxes		689,742.19												\$689,742.19	
31	Woodbury LOLA Project Contrib.		3,132.49												\$3,132.49	
32	Gas well		46,144.56	2,236.54	664.29	833.46	569.24	1,390.64	473.57	227.02	368.30	0.00	704.28	0.00	\$53,611.90	
33	Auction Proceeds												67,949.47	0.00	\$67,949.47	
34	T-mobile Rental		131,606.00	26,220.00	26,220.00	26,220.00	26,220.00	28,710.90	30,153.00	32,665.75	30,153.00	30,153.00	33,394.43	0.00	\$421,716.08	
35	Towerpoint Rental											10.00			\$10.00	
36	Clearwire/Sprint Rental		67,533.29	23,840.52	26,741.21	27,543.48	28,369.73	29,220.84	30,097.48	31,000.43	50,745.36	0.00	0.00	0.00	\$315,092.34	
37	SSF Project/Contribution Funds		1,744,019.32	53,314.55	15,400.27	105,936.77	63,213.89	1,603.00	47,467.91	1,311.85	136,549.22	75,328.18	8,370.00	0.00	\$2,252,514.96	\$0.00
38	SSF Project-Planetarium-HNB			50,000.00			0.00	0.00	0.00						\$50,000.00	
39	SSF Project-Online Learning Center				93,900.00	0.00	0.00	0.00	0.00						\$93,900.00	
40	SSF Project-Hot Spots-Pandemic									20,755.00	5,000.00	0.00	0.00	0.00	\$25,755.00	
41	SSF FE Playground										175,000.00	1,477.88	0.00	0.00	\$176,477.88	
42	Huntington Bank Planetarium Donation			75,000.00											\$75,000.00	
43	Huntington Bank PLC Donation				15,000.00	15,000.00	15,000.00	15,000.00	0.00	0.00	0.00	0.00	0.00	0.00	\$60,000.00	
44	City Reimb-repair of BB field(5/07)		24,020.00												\$24,020.00	
45	Insurance Proceeds		262,666.47	2,362.56	18,244.88	0.00	2,539.29	6,469.86	139,807.72	66,717.01	0.00	2,191.52	0.00	0.00	\$500,999.31	
46	Asbestos Litigation Settlement		13,441.51												\$13,441.51	
47	PEP Repair of Ludlow		50,801.00												\$50,801.00	
48	PTO Reimbursement		43,306.66	6,998.00		7,000.00	10,500.00	0.00	7,318.54	0.00	0.00	0.00	0.00	0.00	\$75,123.20	
49	First Energy Rebate for Energy Savings (HB264)			57,128.00											\$57,128.00	
50	Transfer fr. Fd1 (offset unused HB264 \$'s xfer fr. Fd4 to Fd2)			236,264.49											\$236,264.49	
51	Transfer fr. Fd1 (OfficeMax & Medicaid)			2,000,000.00											\$2,000,000.00	
52	USTA						20,000.00	0.00	0.00	0.00	0.00	0.00	0.00	0.00	\$20,000.00	
53	FE Fire Library Grant									20,000.00	0.00	0.00	0.00	0.00	\$20,000.00	
54																
55	TOTALS	\$0.00	#####	\$2,533,691.20	\$199,108.66	\$188,729.87	\$171,125.60	\$30,131,733.82	\$11,991,344.22	\$2,307,967.84	\$2,064,305.65	\$115,486.29	\$110,418.18	\$0.00	\$59,915,290.65	\$0.00
56														\$0.00		
57																
58																